

A black and white photograph of a building facade. On the left, there is a brick wall. The main part of the image shows a wooden door or window frame with intricate carvings. A large, spherical, frosted glass lamp is mounted on a dark metal bracket, hanging in the foreground. The text is overlaid on the upper part of the image.

Babeş-Bolyai University

Labor market insertion of UBB graduates

2013– 2023

- summary report -

March 2026

The analysis of the integration of graduates from Babeş-Bolyai University (UBB) has been conducted annually since 1998, initially focusing only on bachelor's degree graduates. Since 2013, the study has been extended to include master's and doctoral school graduates, with specific questionnaires developed for each level of study.

Starting in 2019, the questionnaires have been completed online, following the dedicated procedure (HCA 5881 / 08.04.2019).

The population targeted by this study consists of bachelor's degree graduates who have passed the bachelor's examination, master's degree graduates who have passed the dissertation examination, and doctoral school graduates who have publicly defended their PhD thesis. Considering the high response rate, the sample structure largely reflects the distribution of the population by level of study, faculties, and doctoral schools.

Results

The labor market status of UBB graduates 12 months after completing their studies indicates that, during the period 2013–2023, most graduates reported being employed: over 60% of bachelor's degree graduates and over 80% of those with master's and doctoral degrees, reaching nearly 90% at the doctoral level (Figures 1–3).

Additionally, more than 50% of bachelor's degree graduates reported continuing their studies, while for master's degree graduates, this figure exceeds 10% (Figure 4).

The percentage of graduates reporting a full or almost full correspondence between their field of study and their job 12 months after graduation has increased both over the years and according to the level of study. Over 50% of bachelor's degree graduates reported such correspondence, approximately 60% at the master's level, and over 70% at the doctoral level (Figure 5).

Summary report on labor market insertion of UBB graduates, 2013-2023

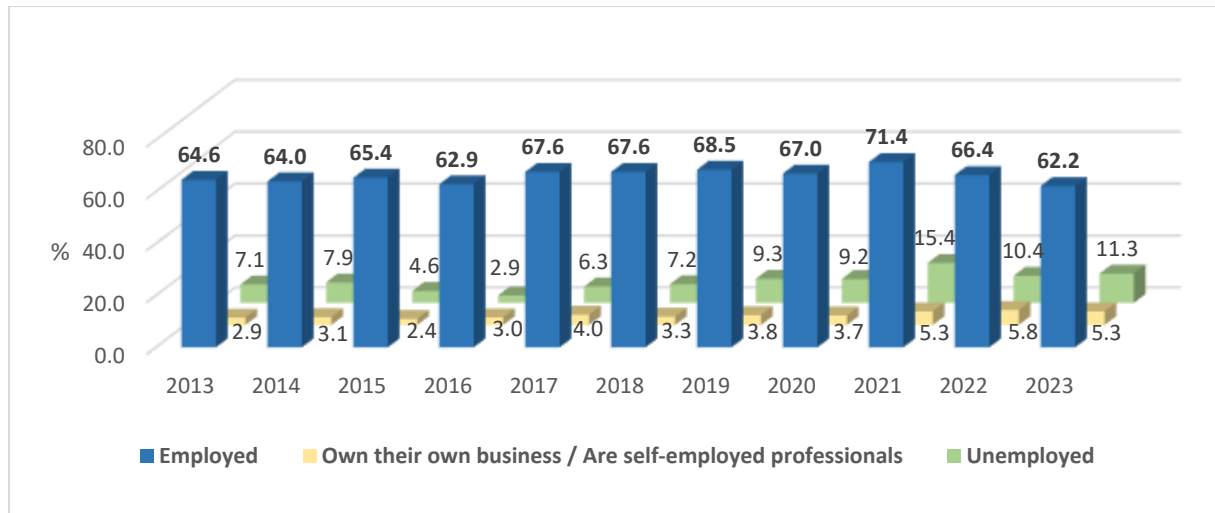


Figure 1. The status of graduates on the labor market 12 months after graduation, bachelor studies

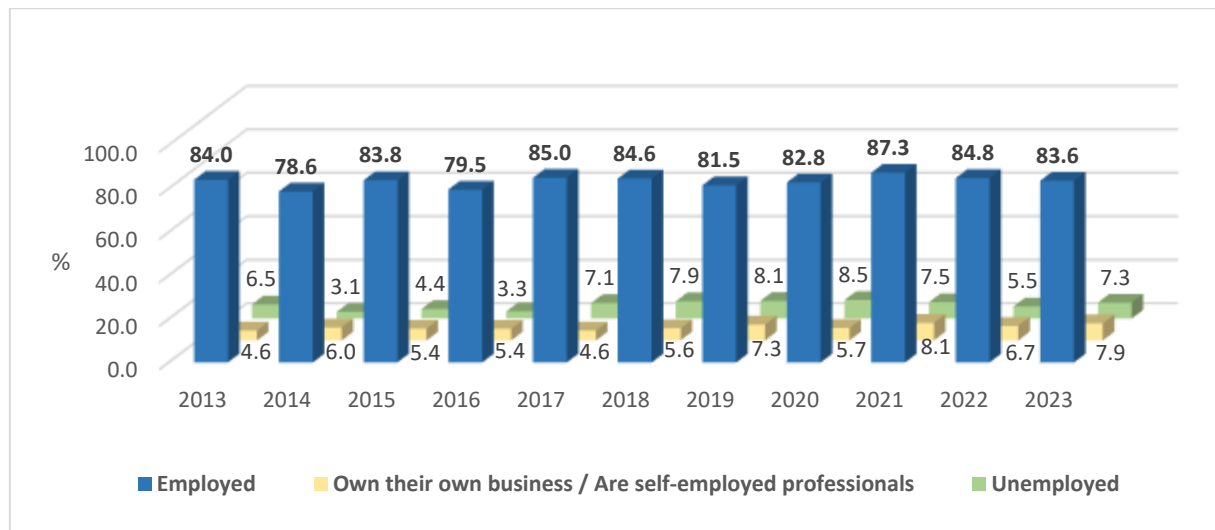


Figure 2. The status of graduates on the labor market 12 months after graduation, master's studies

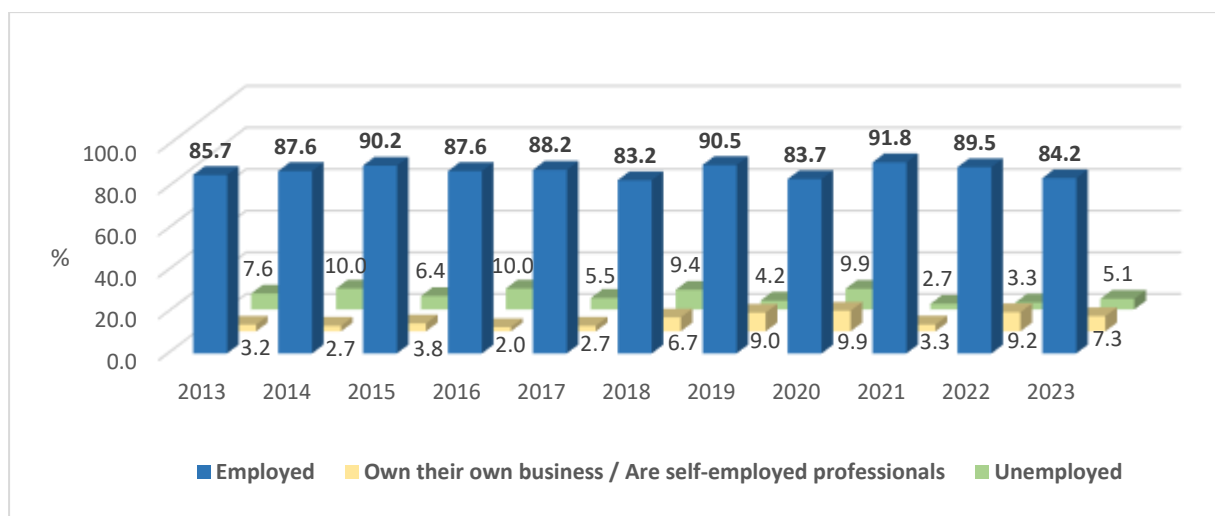


Figure 3. The status of graduates on the labor market 12 months after graduation, doctoral studies

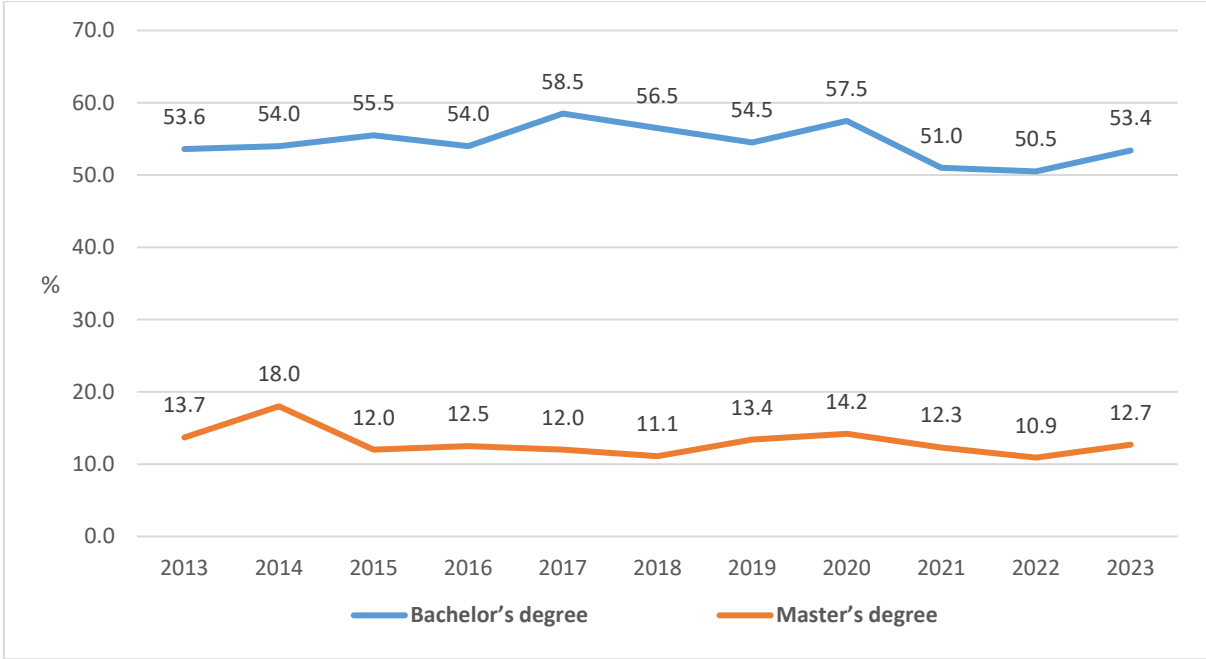


Figure 4. Share of bachelor's and master's degree graduates who reported continuing their studies

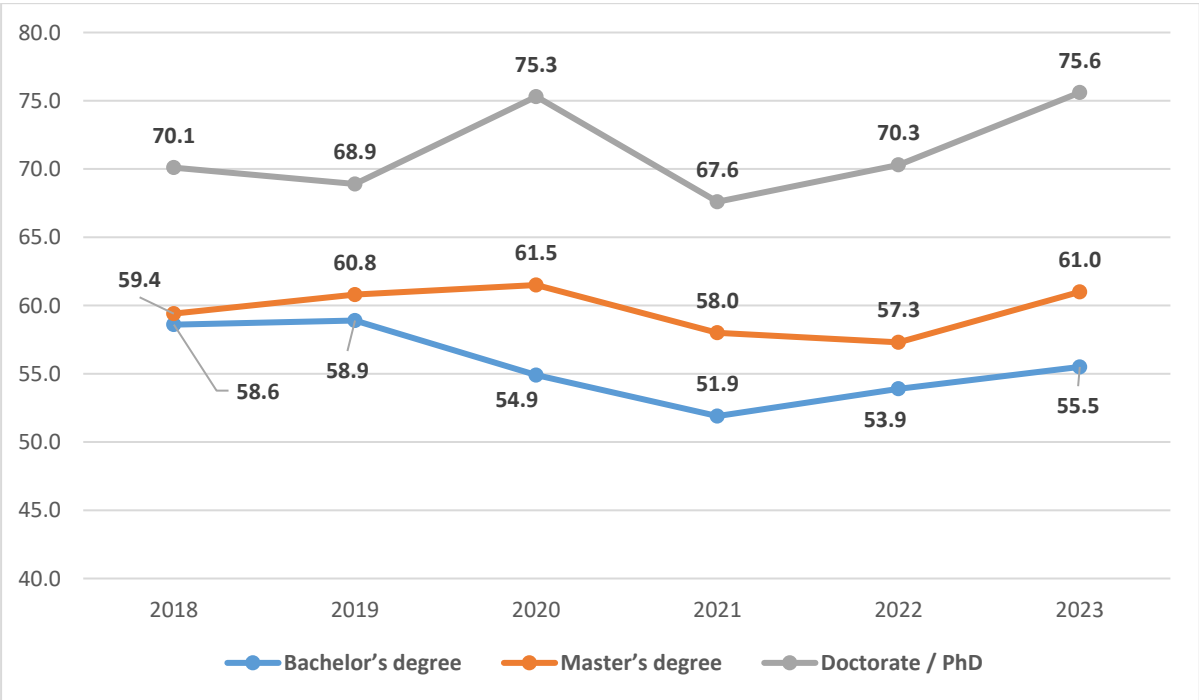


Figure 5. Share of graduates who reported a full or near-full match between their field of study and their job, 12 months after graduation