



trendence

research » strategies » careers

trendence Graduate Barometer 2011 - Total Edition

Partner report prepared for

Universitatea "Babeş-Bolyai" din Cluj-Napoca



trendence |
Graduate Barometer 2011

Contents

1. **General information / methodology**
2. Education and university evaluation
3. Career
4. Focus on Top Employers 2011
5. Profile



Methodology: trendence Graduate Barometer - European Edition

Global Information

Method:	Online-questionnaire
Field phase:	September 2010 to January 2011
Participation:	Invitations via careers service email; anonymity assured; prize draw & donation
Analysis:	Data analysis with statistical tools; MRS and ESOMAR codes and ISO 20252 observed
Student groups:	Europe sample and various sub-groups analyzed, including students from Romania and Universitatea "Babeş-Bolyai" din Cluj-Napoca
Media coverage:	FAZ 06/2011

Response

	GBE 2009	GBE 2010	GBE 2011
Participating universities	779	859	1,077
Respondents	196,019	219,790	310,945

USPs

USPs of the trendence Graduate Barometer 2011:

- » The trendence Graduate Barometer has grown to be the largest survey on career, education and employer topics in Europe. 1,077 institutions in 24 countries took part and 310,000 students answered the survey.
- » The survey was conducted in the following countries: Austria, Belgium, Bulgaria, Czech Republic, Denmark, Finland, France, Germany, Greece, Hungary, Ireland, Italy, the Netherlands, Norway, Poland, Portugal, Romania, Russia, Slovakia, Spain, Sweden, Switzerland, Turkey and the United Kingdom.
- » The students were asked about their preferences and expectations in their future career, their satisfaction with their university, and the attractiveness of future employers.
- » The main target group for the survey was business/economics and engineering/IT/natural science students, however, we are of course interested in hearing the opinions of all students. Therefore we have three editions of the trendence Graduate Barometer Partner Report: business, engineering and total (including students of all fields of study).

trendence Graduate Barometer 2011: participation



trendence Graduate Barometer 2011: participation (cont.)

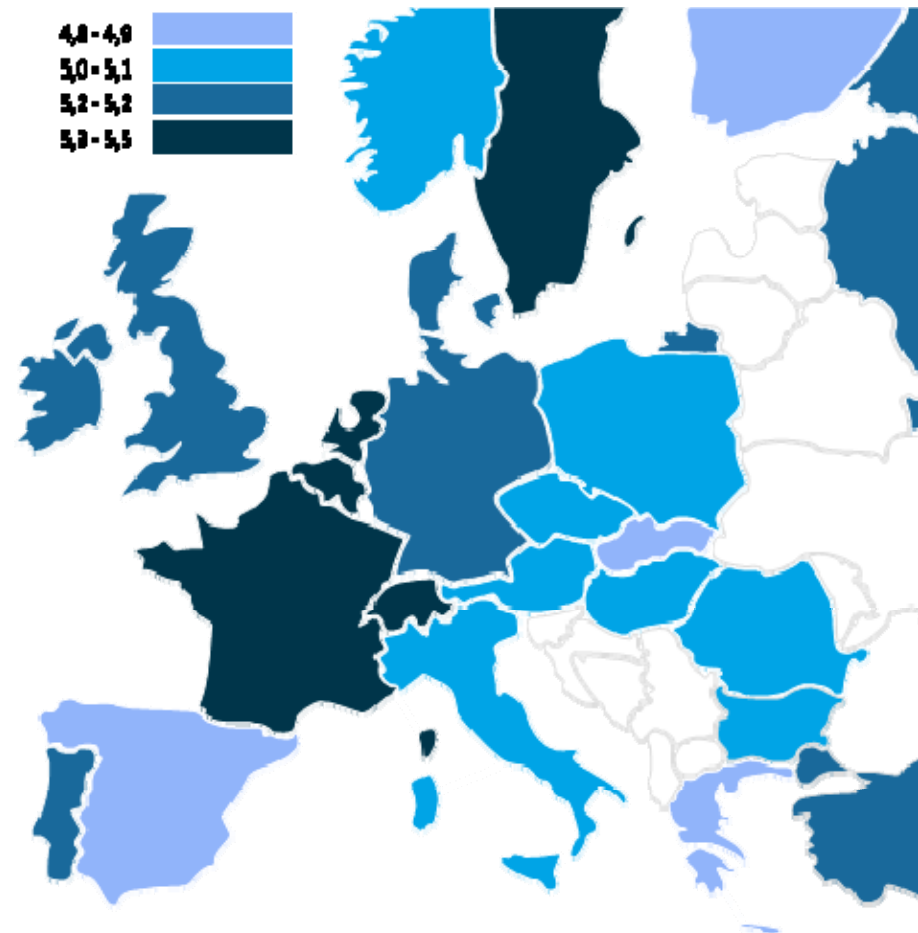
Country	Answers	Country	Answers
Austria	10.189	Netherlands	5.245
Belgium	7.962	Norway	1300
Bulgaria	6.755	Poland	14.106
Czech Republic	10.255	Portugal	11.433
Denmark	3.273	Romania	5.354
Finland	11.715	Russia	6.541
France	26.440	Slovakia	13.851
Germany	29.960	Spain	56.017
Greece	1318	Sweden	2602
Hungary	29.871	Switzerland	6.093
Ireland	4.614	Turkey	4546
Italy	26.320	United Kingdom	15.185
		Total	310.945
		Universitatea "Babeş-Bolyai" din Cluj-Napoca	320

Contents

1. General information / methodology
2. **Education and university evaluation**
3. Career
4. Focus on Top Employers 2011
5. Profile



Overall satisfaction with university in Europe

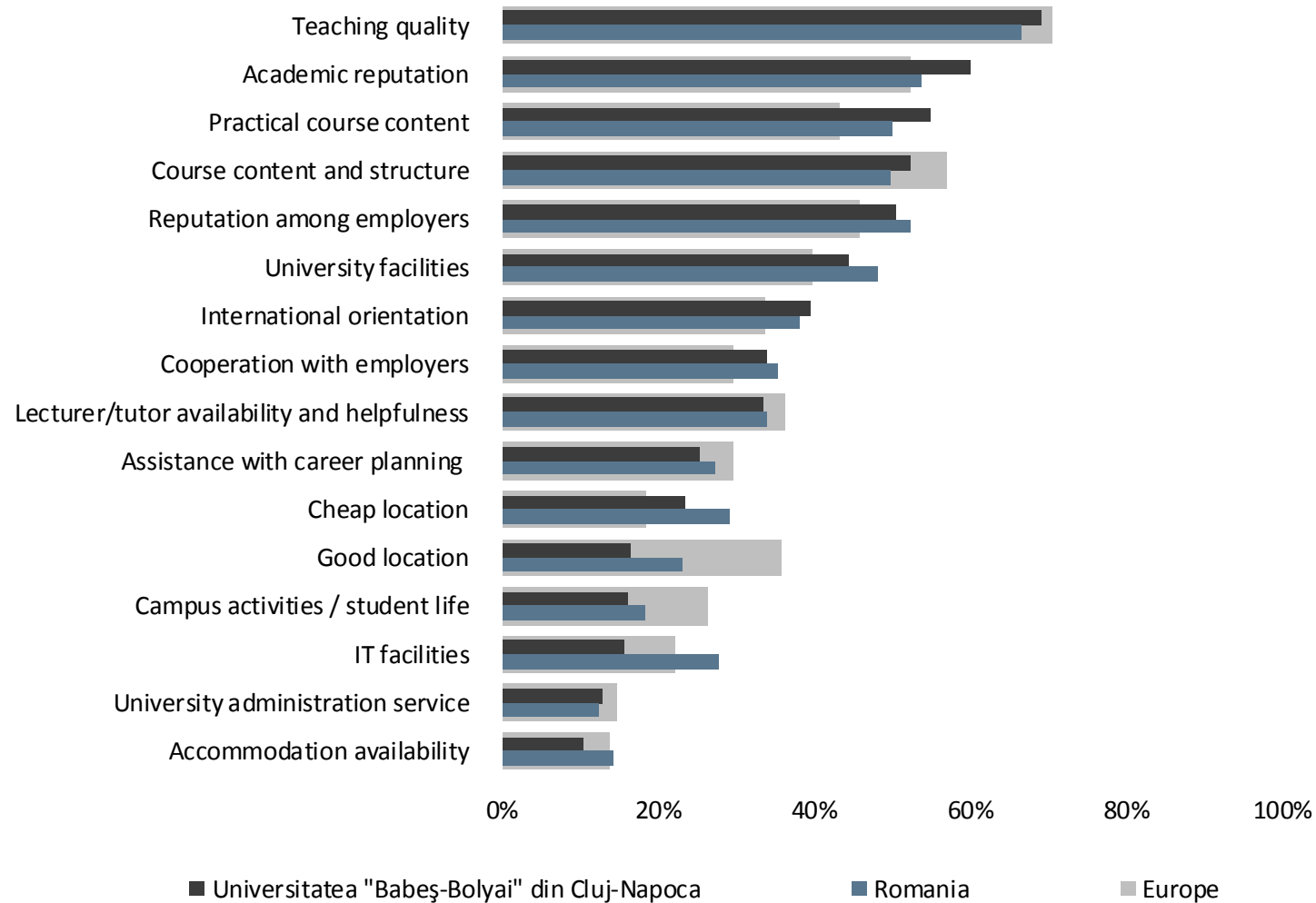


Question: Overall how satisfied are you with your college / university and course?

Overall satisfaction with university in Europe (cont.)

Country	Satisfaction	Country	Satisfaction
Europe	5,1	Netherlands	5,5
Austria	5,1	Norway	5,1
Belgium	5,3	Poland	5,1
Bulgaria	5,1	Portugal	5,2
Czech Republic	5,1	Romania	5,1
Denmark	5,2	Russia	5,2
Finland	4,8	Slovakia	4,9
France	5,3	Spain	4,9
Germany	5,2	Sweden	5,3
Greece	4,8	Switzerland	5,4
Hungary	5,0	Turkey	5,2
Ireland	5,2	United Kingdom	5,2
Italy	5,0	Universitatea "Babeş-Bolyai" din Cluj-Napoca	5,0

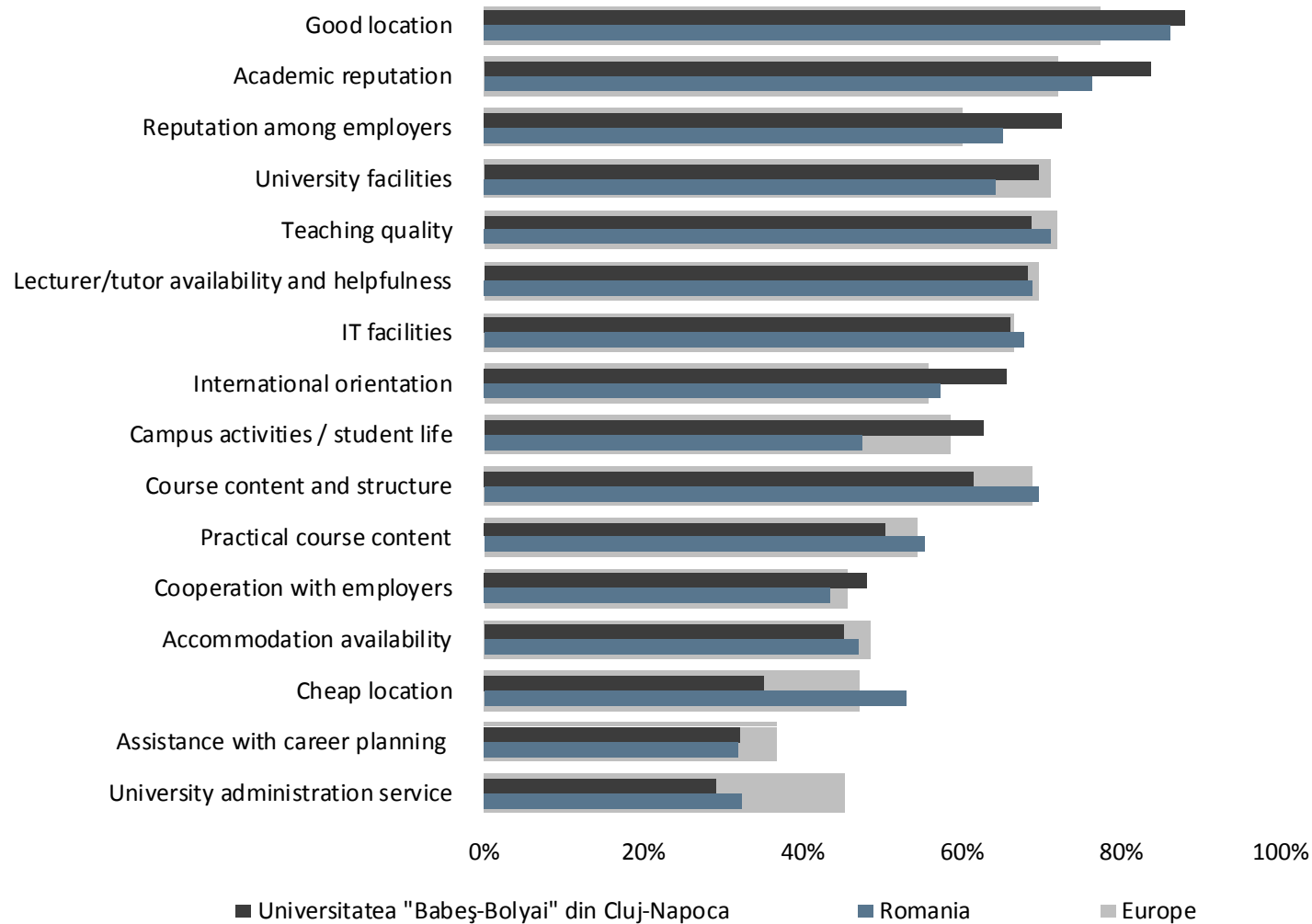
Important factors when choosing a university course



Important factors when choosing a university course (cont.)

Important factors	Universitatea "Babeş-Bolyai" din Cluj-Napoca	Romania	Europe
Teaching quality	69,1%	66,4%	70,5%
Academic reputation	60,0%	53,6%	52,4%
Practical course content	54,8%	50,0%	43,1%
Course content and structure	52,2%	49,8%	57,0%
Reputation among employers	50,4%	52,3%	45,8%
University facilities	44,3%	48,0%	39,8%
International orientation	39,6%	38,1%	33,7%
Cooperation with employers	33,9%	35,2%	29,7%
Lecturer/tutor availability and helpfulness	33,5%	33,8%	36,3%
Assistance with career planning	25,2%	27,3%	29,8%
Cheap location	23,5%	29,2%	18,6%
Good location	16,5%	23,2%	35,7%
Campus activities / student life	16,1%	18,3%	26,5%
IT facilities	15,7%	27,9%	22,2%
University administration service	13,0%	12,4%	14,9%
Accommodation availability	10,4%	14,4%	13,8%

Evaluation of university performance



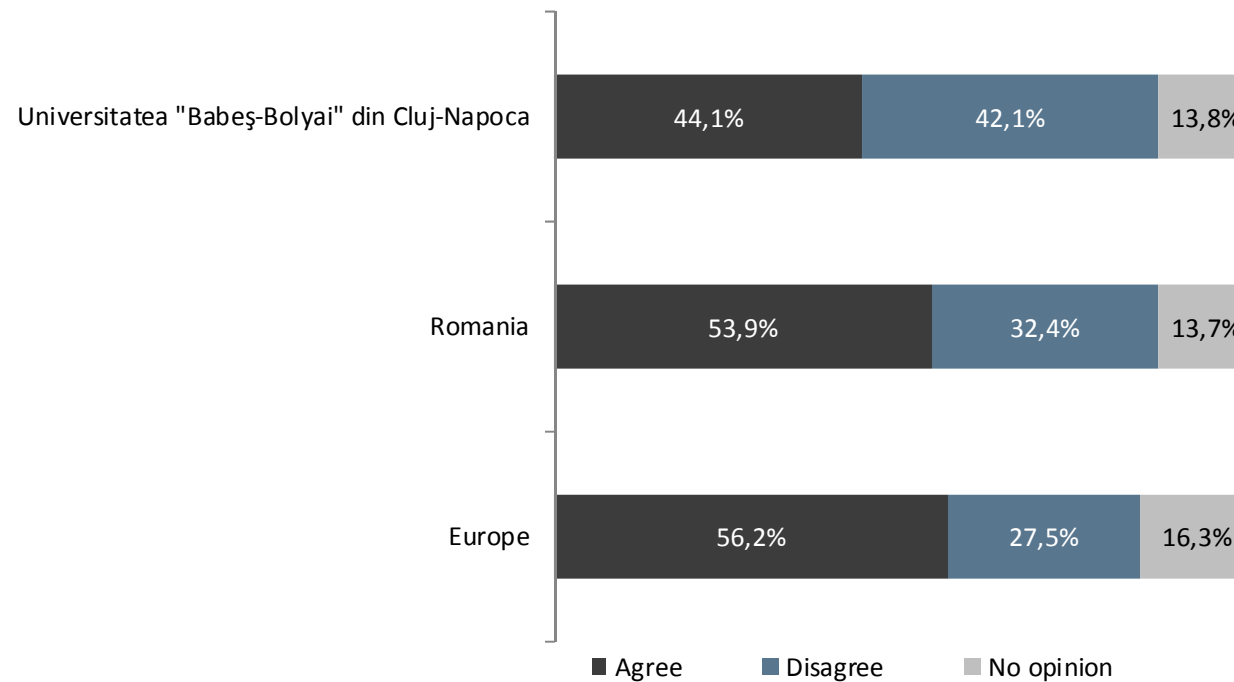
Question: How does your university perform on these factors?

Evaluation of university performance (cont.)

Satisfaction	Universitatea "Babeş-Bolyai" din Cluj-Napoca	Romania	Europe
Good location	88,1%	86,3%	77,4%
Academic reputation	83,7%	76,3%	72,1%
Reputation among employers	72,6%	65,2%	60,1%
University facilities	69,6%	64,4%	71,2%
Teaching quality	68,7%	71,1%	72,0%
Lecturer/tutor availability and helpfulness	68,1%	69,0%	69,7%
IT facilities	66,1%	67,8%	66,7%
International orientation	65,6%	57,4%	55,7%
Campus activities / student life	62,6%	47,5%	58,6%
Course content and structure	61,6%	69,6%	68,8%
Practical course content	50,4%	55,3%	54,3%
Cooperation with employers	48,2%	43,6%	45,5%
Accommodation availability	45,1%	47,0%	48,5%
Cheap location	35,2%	53,0%	47,2%
Assistance with career planning	32,3%	32,0%	36,8%
University administration service	29,1%	32,5%	45,3%

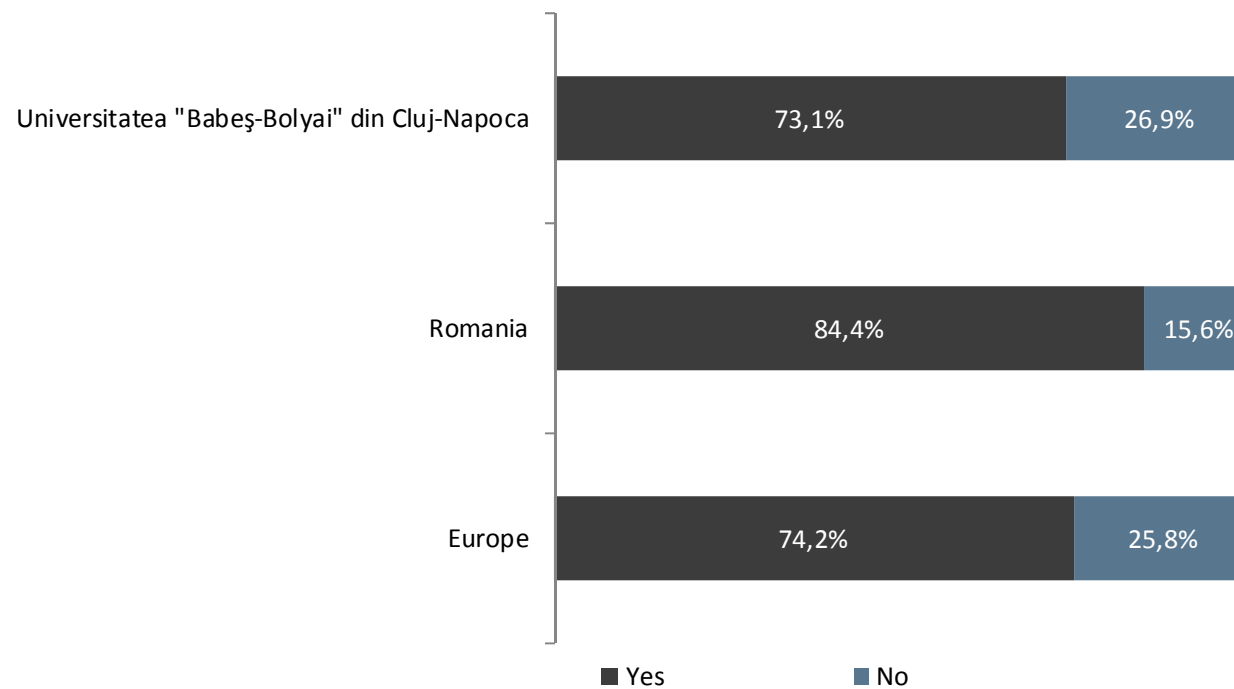
Opinion

My university course provides me with the skills necessary for the labour market.



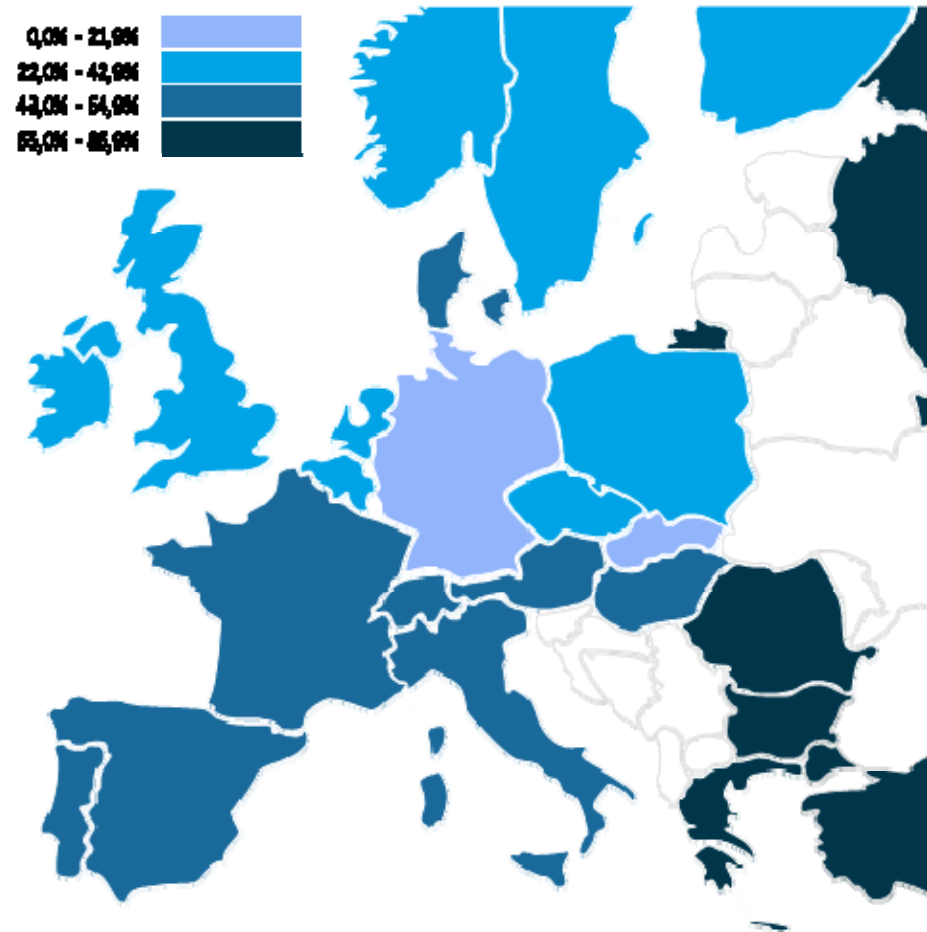
Question: Please give your opinion on the following statement.

Use of university careers fair



Question: Have you attended / do you plan to attend this career fair?

Interest in studying a master course abroad



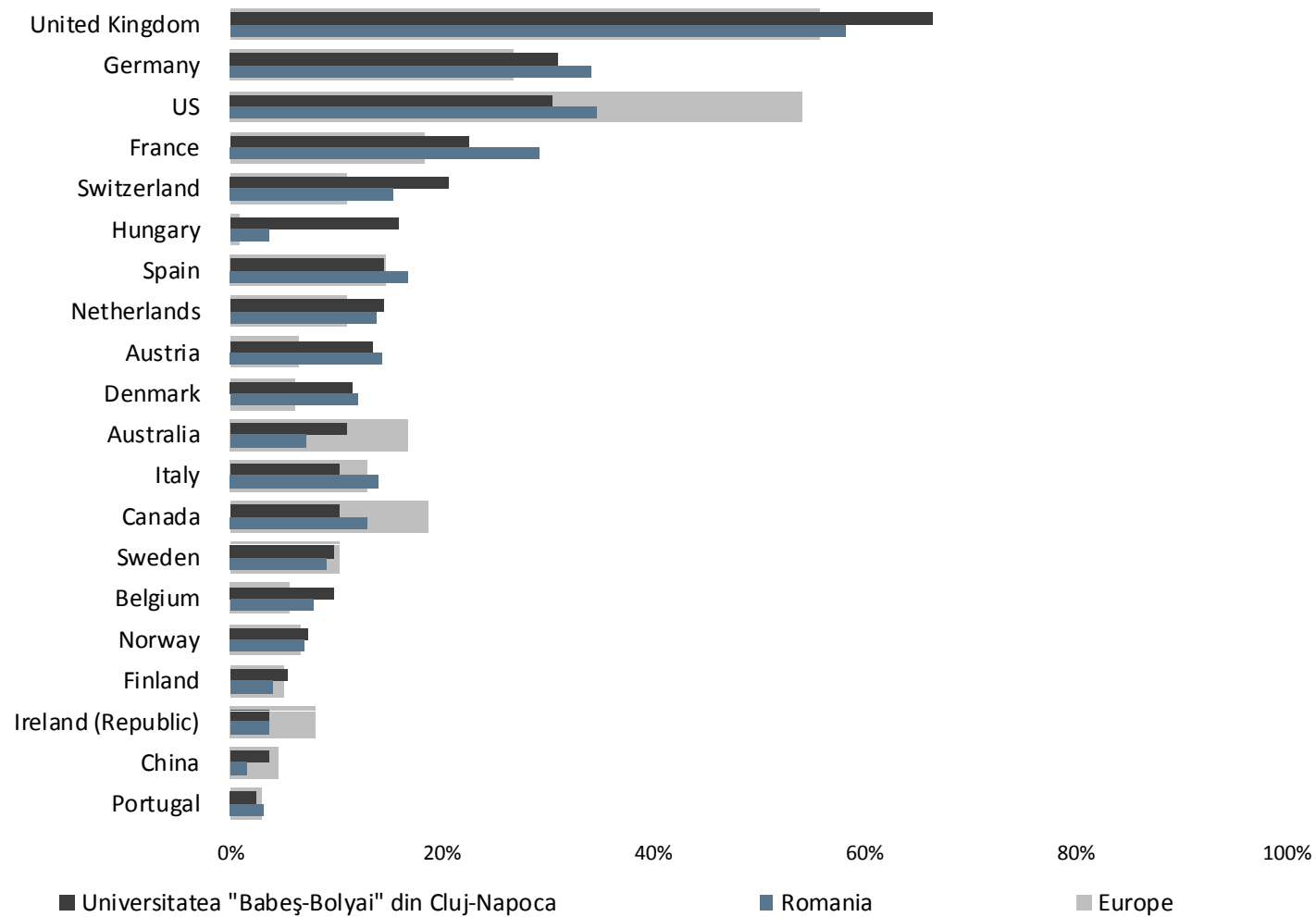
Question: Are you interested in studying a master degree in a foreign country?
 This question has not been asked in Germany.

Interest in studying a master course abroad (cont.)

Country	%	Country	%
Europe	50,7%	Netherlands	40,7%
Austria	45,1%	Norway	37,6%
Belgium	38,9%	Poland	38,8%
Bulgaria	71,2%	Portugal	43,6%
Czech Republic	29,3%	Romania	68,4%
Denmark	54,9%	Russia	69,4%
Finland	31,1%	Slovakia	21,5%
France	50,7%	Spain	58,7%
Germany	0,0%	Sweden	42,9%
Greece	78,4%	Switzerland	44,0%
Hungary	44,3%	Turkey	86,1%
Ireland	40,4%	United Kingdom	40,0%
Italy	56,5%	Universitatea "Babeş-Bolyai" din Cluj-Napoca	71,9%

Question: Are you interested in studying a master degree in a foreign country?
 This question has not been asked in Germany.

Desired master course destination

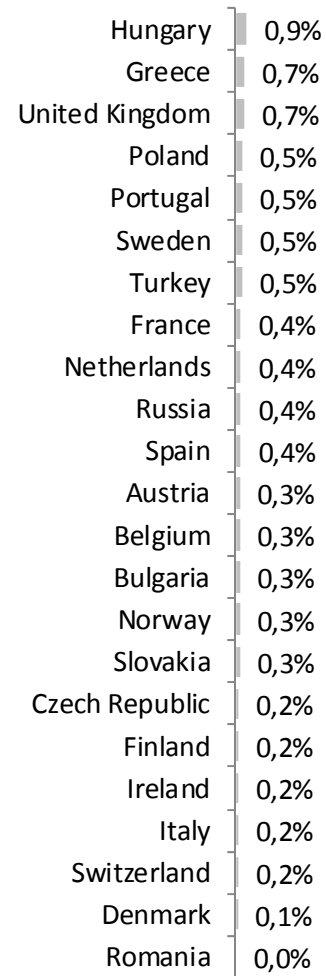


Question: Where would you like to study this master degree?

Desired master course destination (cont.)

Master course destination	Universitatea "Babeş-Bolyai" din Cluj-Napoca	Romania	Europe
United Kingdom	66,5%	58,1%	55,8%
Germany	31,1%	34,1%	26,8%
US	30,5%	34,7%	54,1%
France	22,6%	29,3%	18,4%
Switzerland	20,7%	15,4%	11,1%
Hungary	15,9%	3,6%	0,9%
Spain	14,6%	16,8%	14,7%
Netherlands	14,6%	13,8%	11,0%
Austria	13,4%	14,3%	6,4%
Denmark	11,6%	12,0%	6,1%
Australia	11,0%	7,1%	16,9%
Italy	10,4%	14,1%	13,0%
Canada	10,4%	13,0%	18,8%
Sweden	9,8%	9,1%	10,4%
Belgium	9,8%	7,8%	5,6%
Norway	7,3%	7,0%	6,6%
Finland	5,5%	4,0%	5,0%
Ireland (Republic)	3,7%	3,7%	8,1%
China	3,7%	1,6%	4,6%
Portugal	2,4%	3,1%	2,9%

Students wanting to study a master course in Romania



Question: Where would you like to study this master degree?

This question has not been asked in Germany.

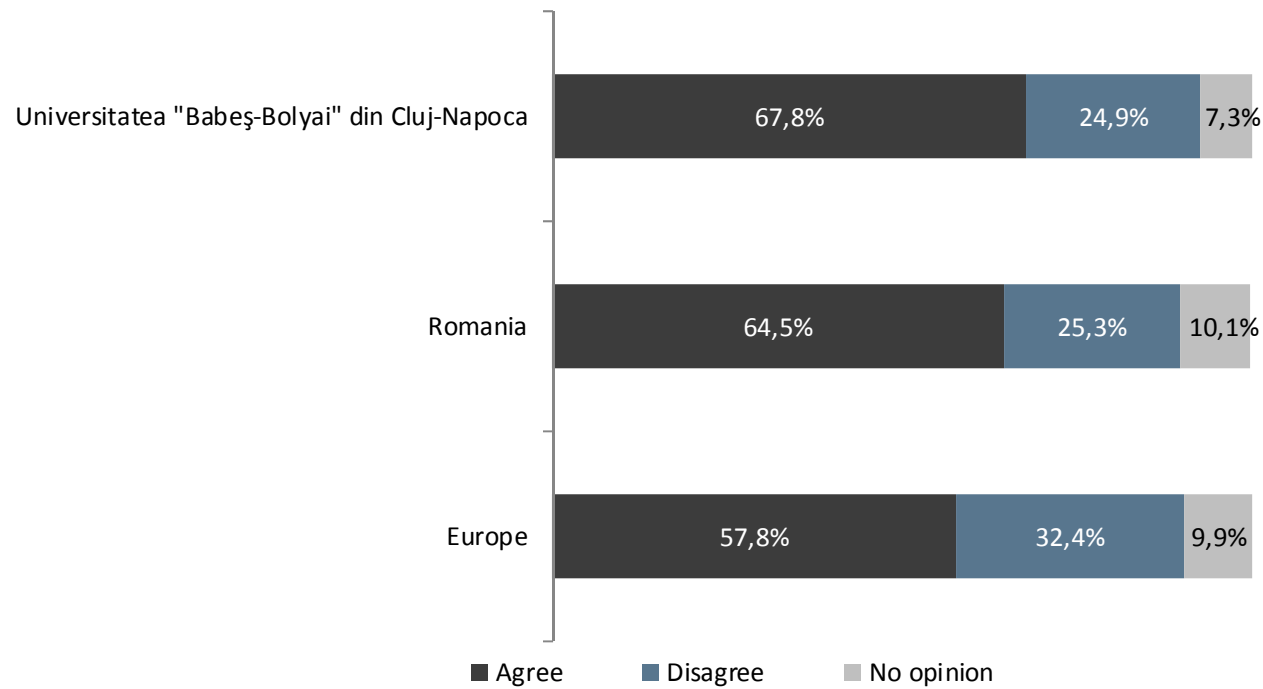
Contents

1. General information / methodology
2. Education and university evaluation
3. **Career**
4. Focus on Top Employers 2011
5. Profile



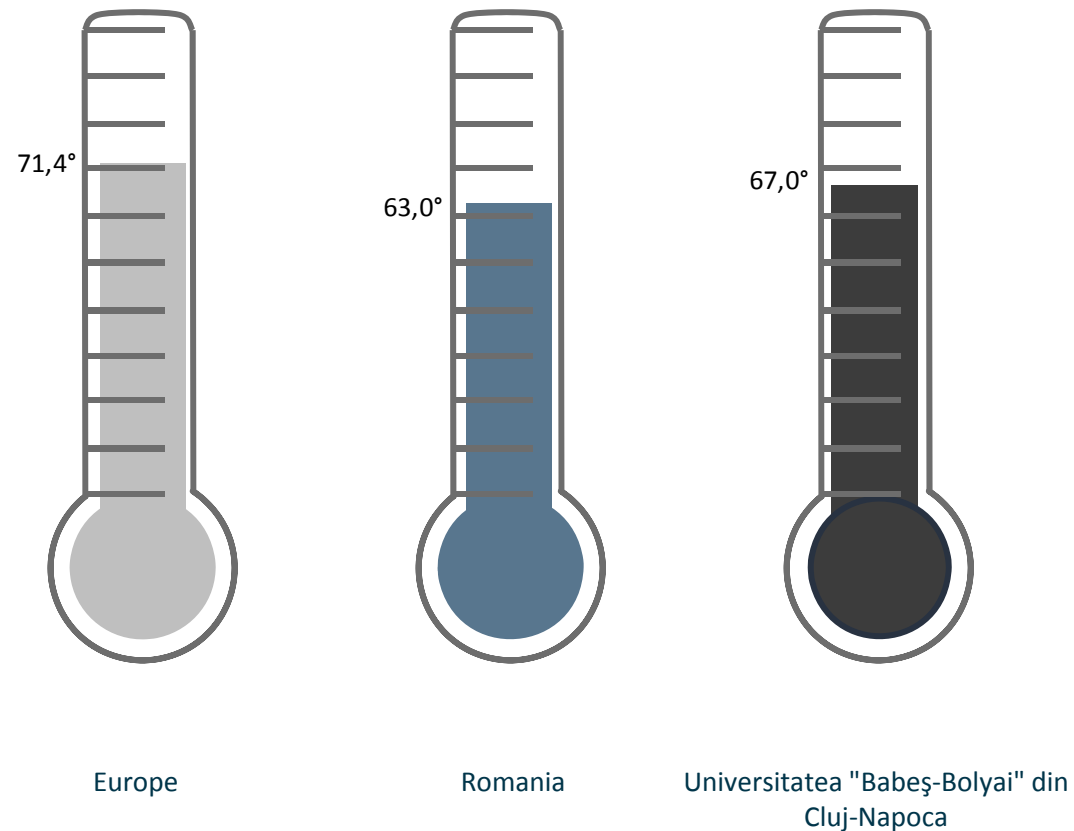
Opinion

I am worried about my future career



Question: Please give your opinion on the following statement.

Optimism indicator

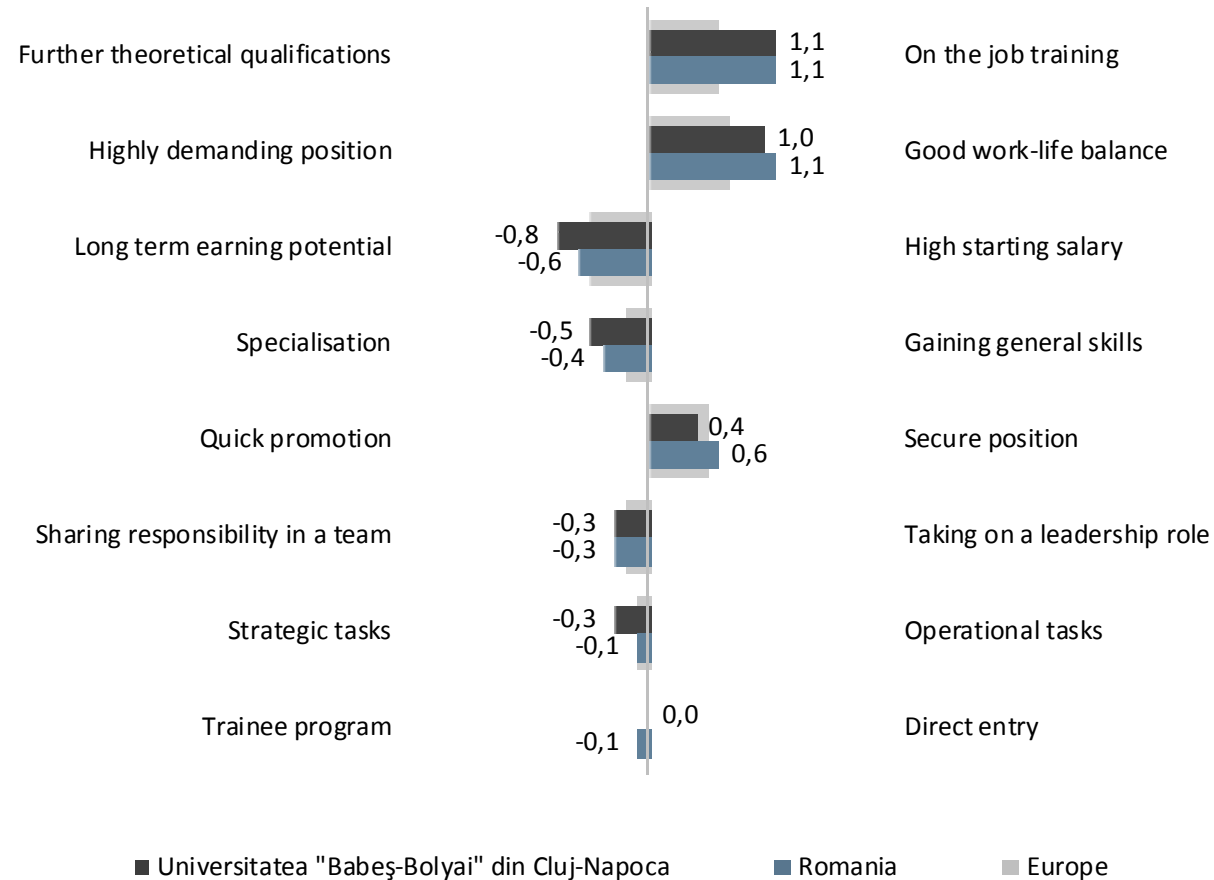


Question: How many APPLICATIONS do you expect to send (did you send) to find your first professional position?

Question: How many MONTHS do you expect to need (did you require) to find your first professional position?

The trendence Optimism Index is an indicator for graduate confidence in relation to their job prospects. It has been calculated from two parameters, which have been chosen yearly as part of the evaluation of the job application process. 1) Number of anticipated applications. 2) Length of time it takes to get a job. The highest possible mark of 100 symbolises an "overheating" of the market: in such a market every graduate would find a position within the shortest of time and with minimal effort.

Career priorities



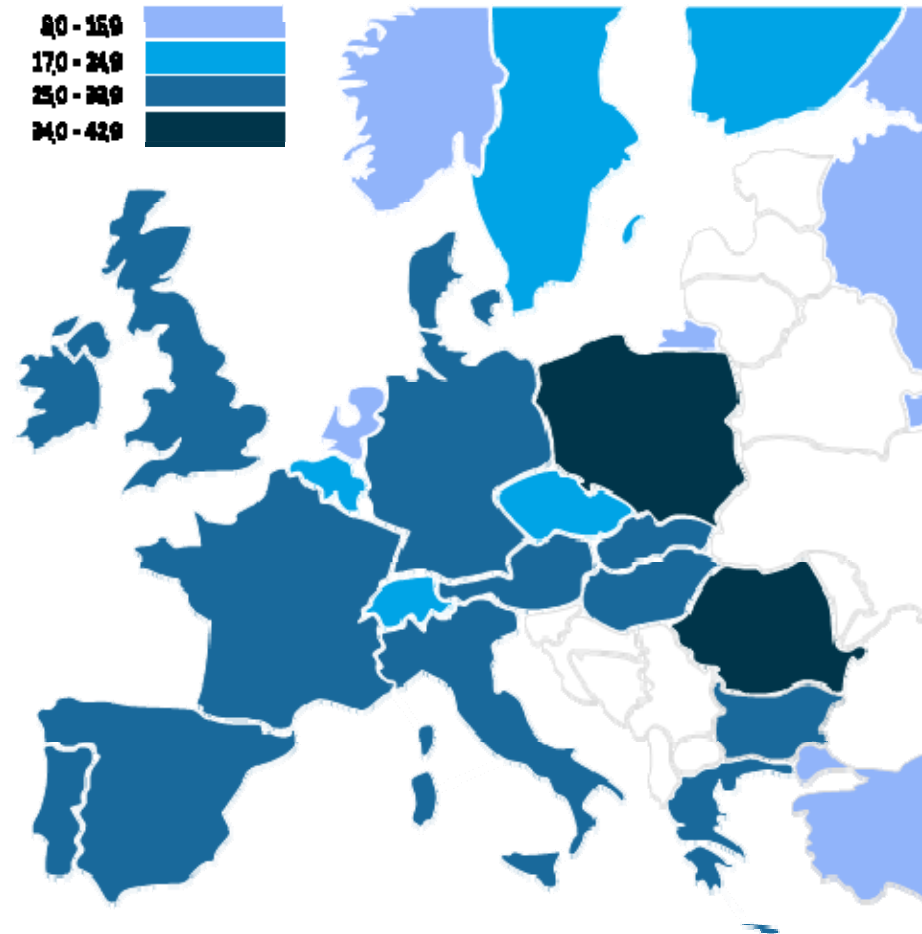
Job application process

Estimated timeframe to find first position (cont.)

Country	Months	Country	Months
Europe	4,8	Netherlands	3,8
Austria	3,5	Norway	3,2
Belgium	3,7	Poland	5,4
Bulgaria	3,8	Portugal	4,4
Czech Republic	3,6	Romania	5,0
Denmark	4,1	Russia	2,7
Finland	3,5	Slovakia	4,7
France	3,1	Spain	5,5
Germany	3,8	Sweden	4,5
Greece	8,0	Switzerland	3,4
Hungary	4,7	Turkey	8,1
Ireland	5,1	United Kingdom	4,9
Italy	6,5	Universitatea "Babeş-Bolyai" din Cluj-Napoca	5,1

Job application process

Estimated number of applications to find first position



Question: How many APPLICATIONS do you expect to send (did you send) to find your first professional position?

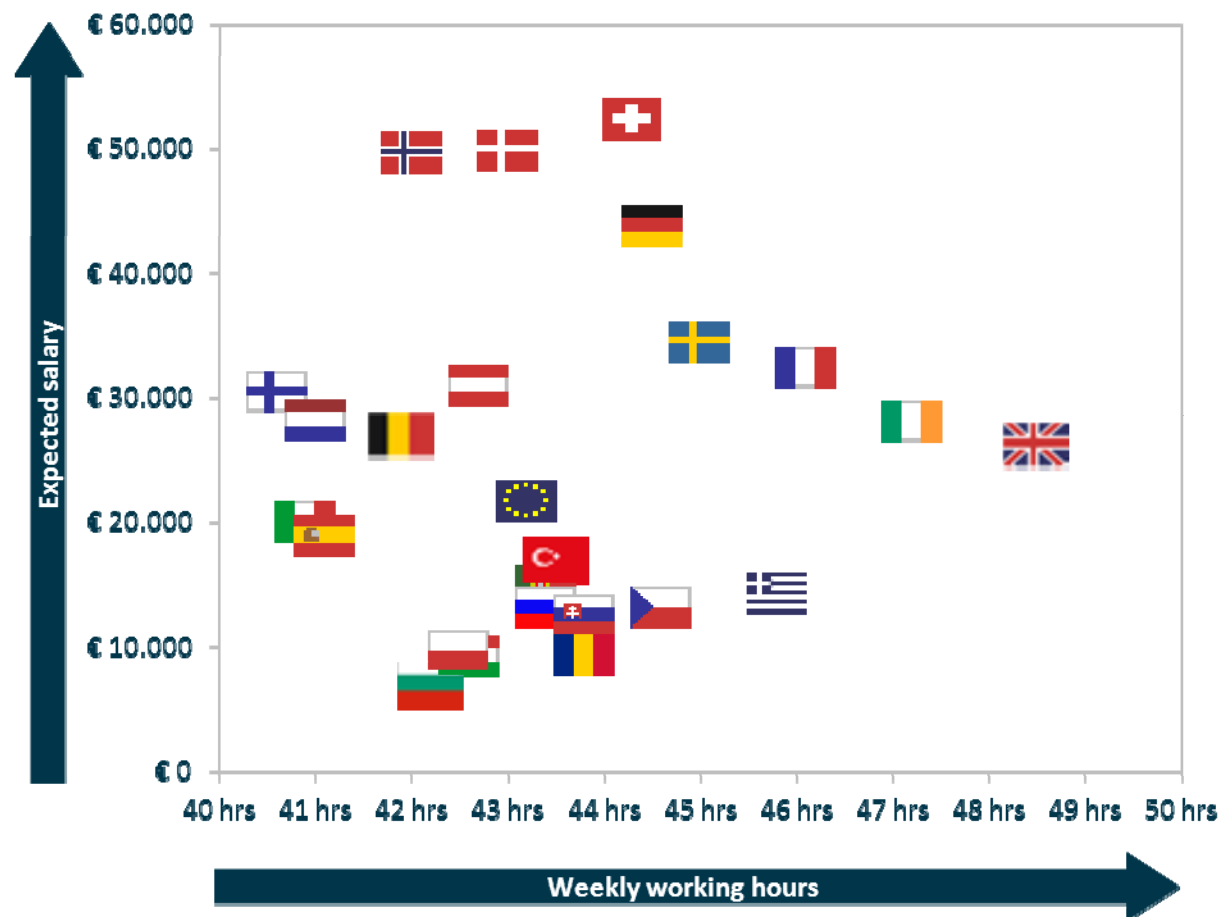
Job application process

Estimated number of applications to find first position (cont.)

Country	Number of applications	Country	Number of applications
Europe	28,7	Netherlands	11,6
Austria	25,7	Norway	13,7
Belgium	17,9	Poland	42,6
Bulgaria	29,3	Portugal	27,3
Czech Republic	22,2	Romania	37,7
Denmark	26,5	Russia	16,6
Finland	19,1	Slovakia	28,7
France	29,9	Spain	31,6
Germany	26,0	Sweden	23,4
Greece	33,1	Switzerland	18,2
Hungary	30,4	Turkey	8,5
Ireland	28,1	United Kingdom	25,2
Italy	27,8	Universitatea "Babeş-Bolyai" din Cluj-Napoca	33,2

Expectations of first position

Expected gross annual salary / expected working hours relationship in Europe

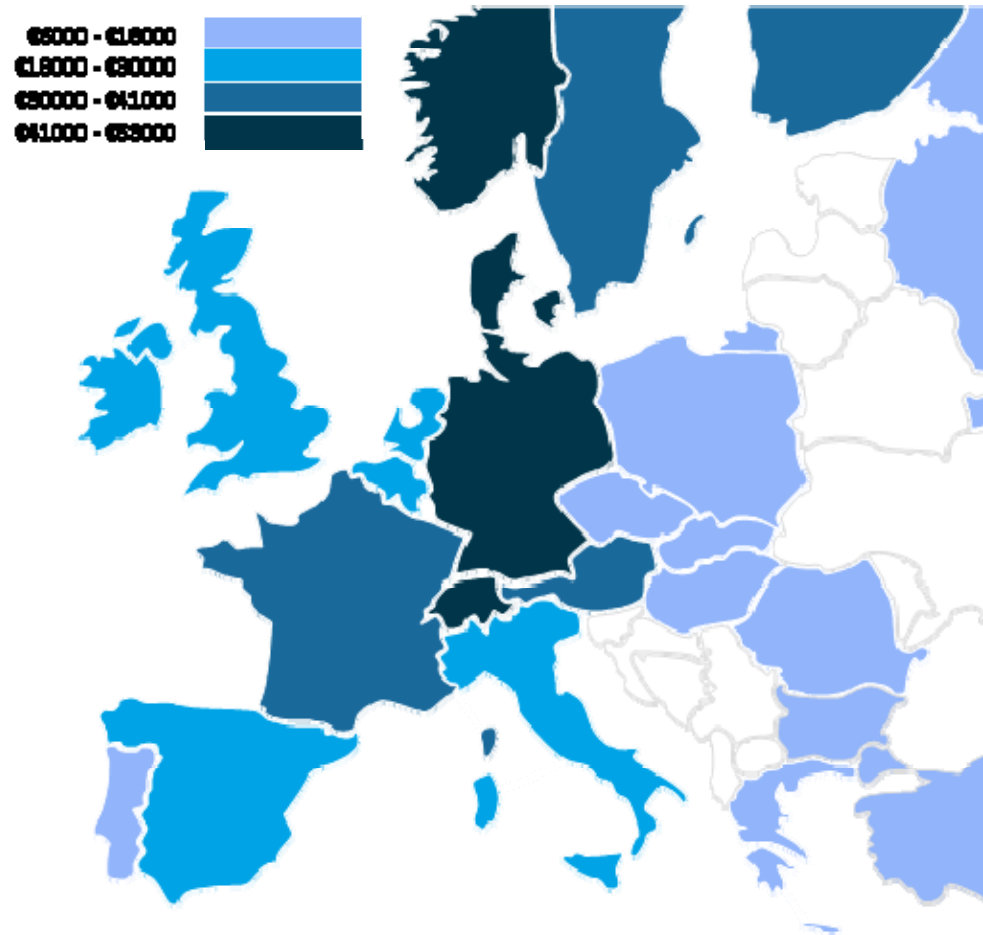


Question: How much do you expect to earn per year (gross income, including bonus) in your first professional position after graduation?

Question: How many hours are you prepared to work per week in your first professional position after graduation?

Expectations of first position

Expected gross annual salary



Question: How much do you expect to earn per year (gross income, including bonus) in your first professional position after graduation?

Expectations of first position

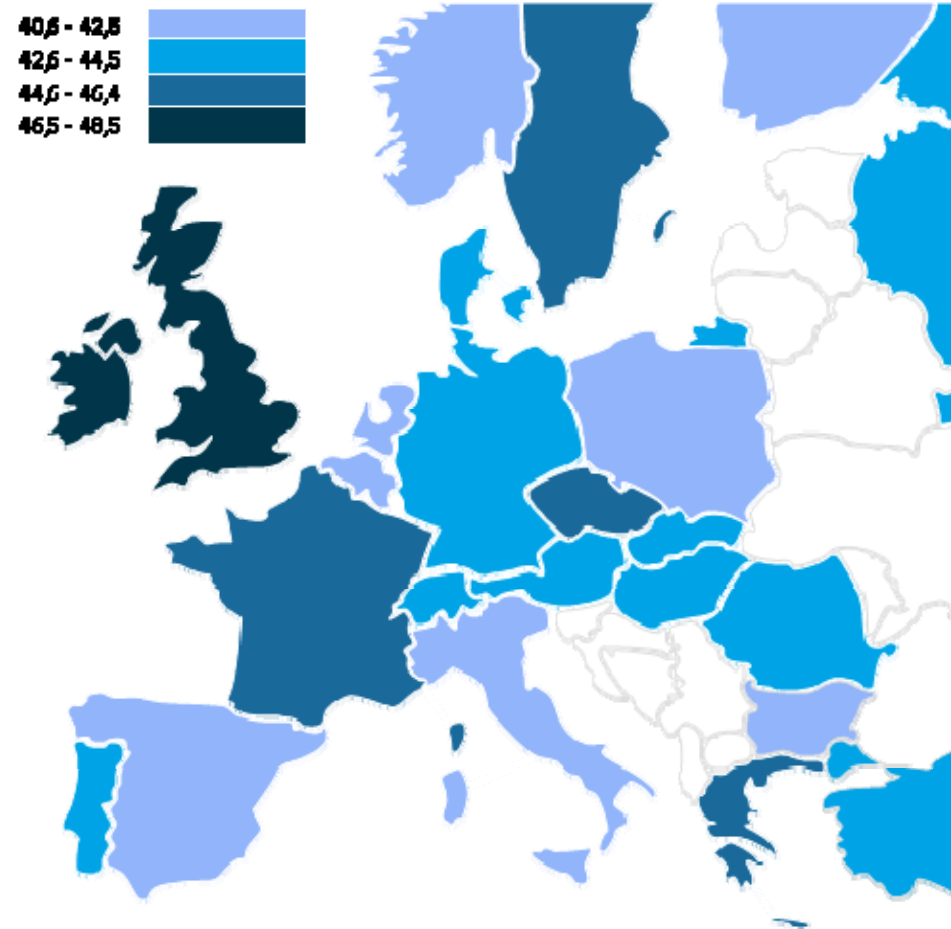
Expected gross annual salary (cont.)

Country	Expected income (Euros)	Country	Expected income (Euros)
Europe	21.576,6 €	Netherlands	28.033,3 €
Austria	30.861,5 €	Norway	49.581,4 €
Belgium	26.842,2 €	Poland	9.591,5 €
Bulgaria	6.819,8 €	Portugal	14.756,1 €
Czech Republic	13.036,0 €	Romania	9.240,2 €
Denmark	49.750,2 €	Russia	13.038,8 €
Finland	30.304,9 €	Slovakia	12.458,2 €
France	32.256,2 €	Spain	18.846,1 €
Germany	43.652,0 €	Sweden	34.325,5 €
Greece	14.221,6 €	Switzerland	52.248,9 €
Hungary	9.177,1 €	Turkey	16.875,9 €
Ireland	27.939,6 €	United Kingdom	26.022,0 €
Italy	19.983,8 €	Universitatea "Babeş-Bolyai" din Cluj-Napoca	9.283,0 €

Question: How much do you expect to earn per year (gross income, including bonus) in your first professional position after graduation?

Expectations of first position

Expected working hours



Question: How many hours are you prepared to work per week in your first professional position after graduation?

Expectations of first position

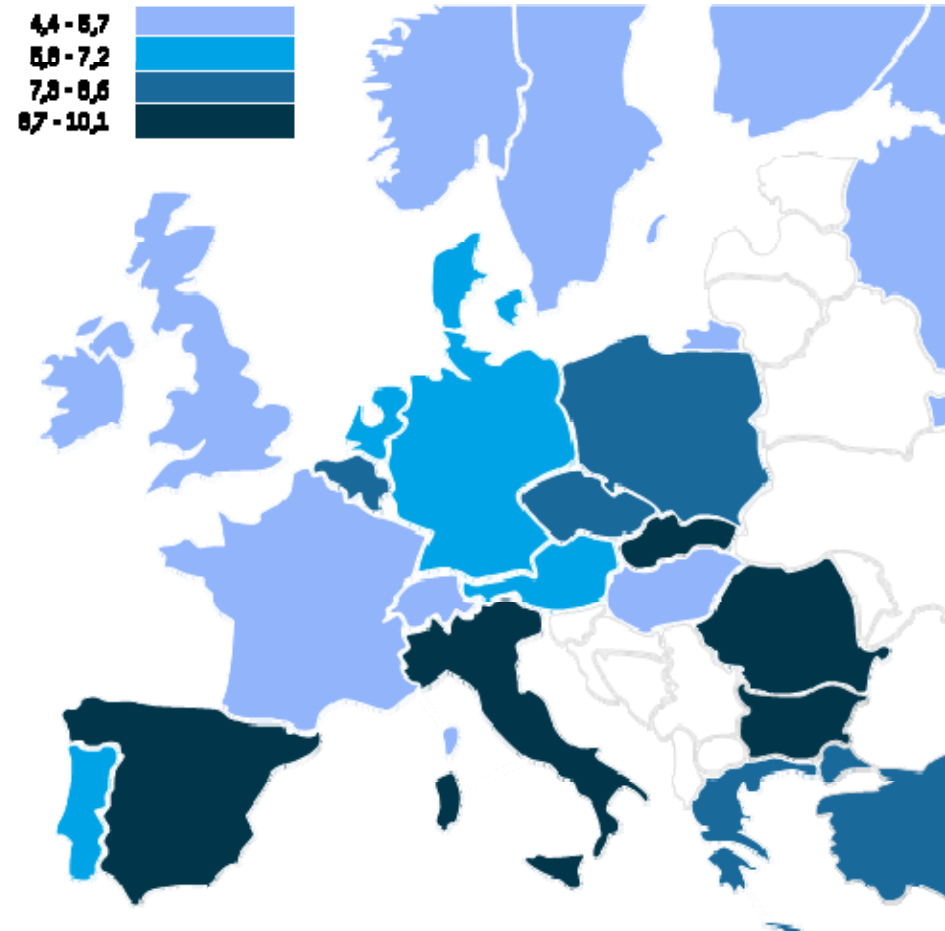
Expected working hours (cont.)

Country	Working hours	Country	Working hours
Europe	43,2	Netherlands	41,0
Austria	42,7	Norway	42,0
Belgium	41,9	Poland	42,5
Bulgaria	42,2	Portugal	43,4
Czech Republic	44,6	Romania	43,8
Denmark	43,0	Russia	43,4
Finland	40,6	Slovakia	43,8
France	46,1	Spain	41,1
Germany	44,5	Sweden	45,0
Greece	45,8	Switzerland	44,3
Hungary	42,6	Turkey	43,5
Ireland	47,2	United Kingdom	48,5
Italy	40,9	Universitatea "Babeş-Bolyai" din Cluj-Napoca	43,2

Question: How many hours are you prepared to work per week in your first professional position after graduation?

Expectations of first position

Expected time in first position



Question: How many years do you plan to work in your first professional position after graduation?

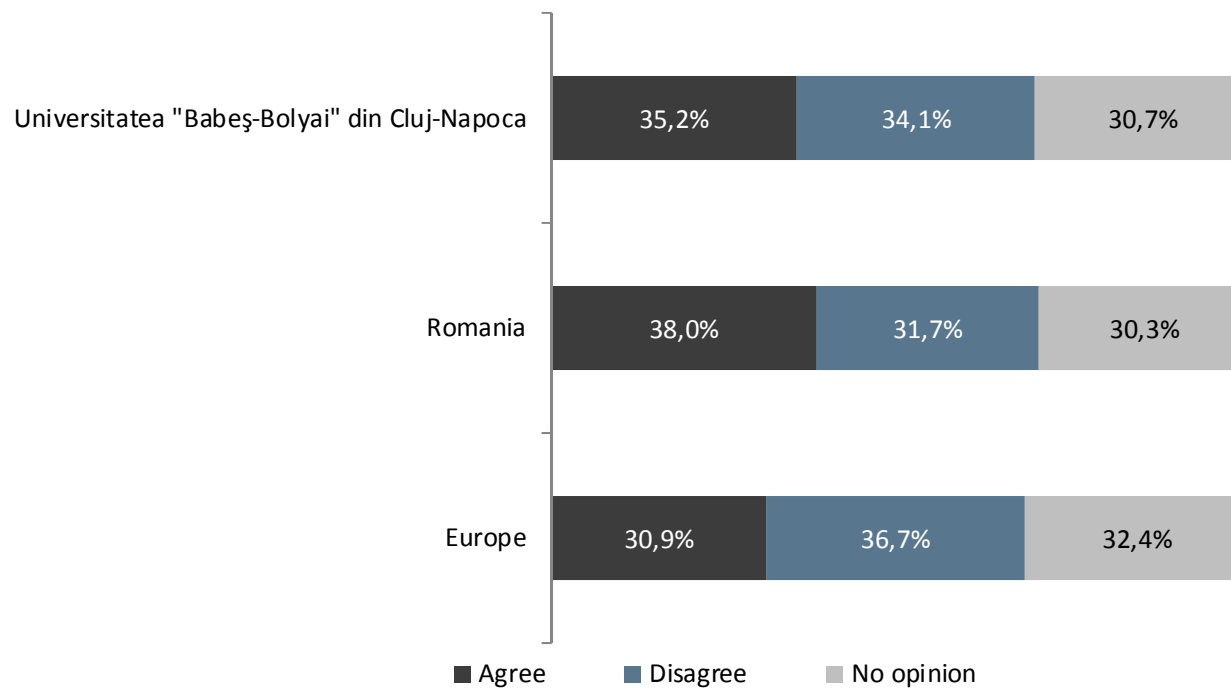
Expectations of first position

Expected time in first position (cont.)

Country	Years	Country	Years
Europe	7,4	Netherlands	5,9
Austria	5,9	Norway	5,4
Belgium	8,4	Poland	7,3
Bulgaria	9,0	Portugal	6,7
Czech Republic	7,5	Romania	9,3
Denmark	6,7	Russia	4,4
Finland	4,9	Slovakia	8,7
France	4,6	Spain	9,7
Germany	6,1	Sweden	5,6
Greece	7,5	Switzerland	4,8
Hungary	4,5	Turkey	7,9
Ireland	5,3	United Kingdom	5,2
Italy	10,1	Universitatea "Babeş-Bolyai" din Cluj-Napoca	6,2

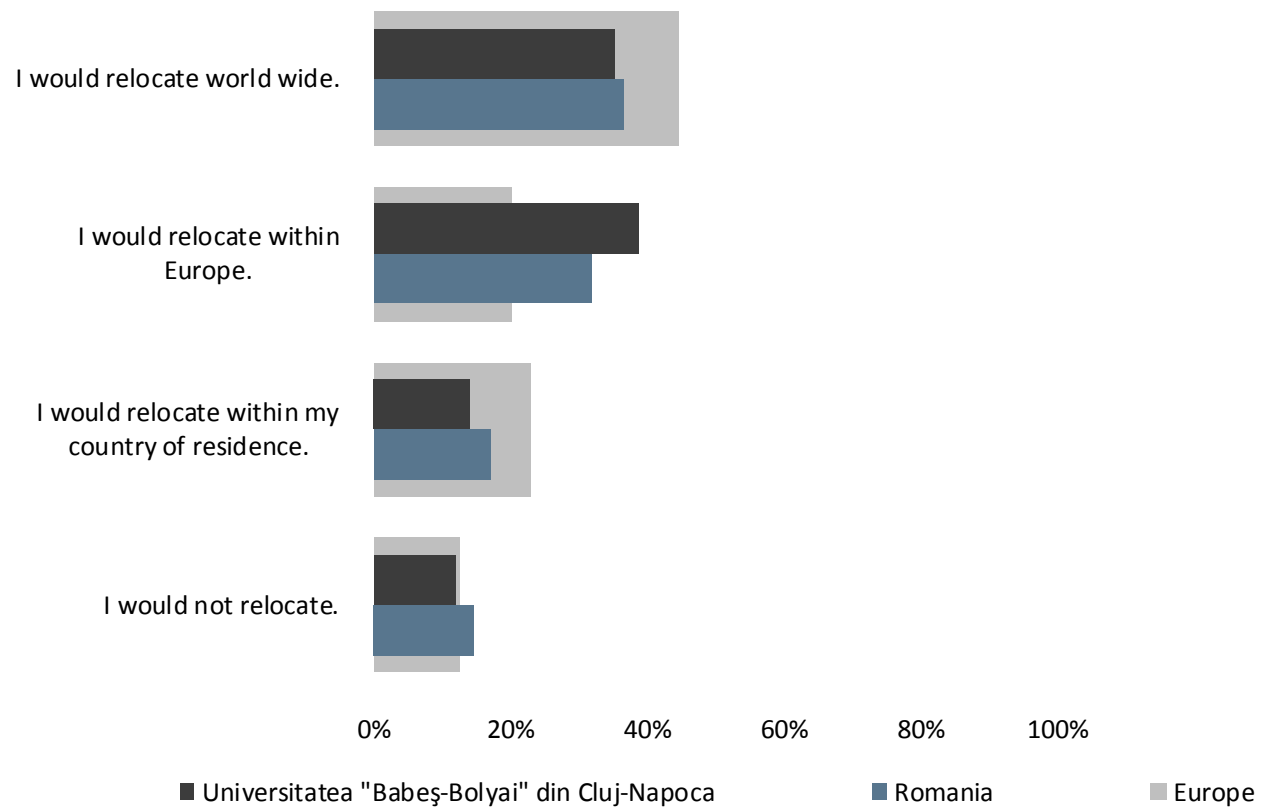
Opinion

After graduating I will leave my country to find a professional position abroad



Question: Please give your opinion on the following statement.

Mobility – willingness to relocate

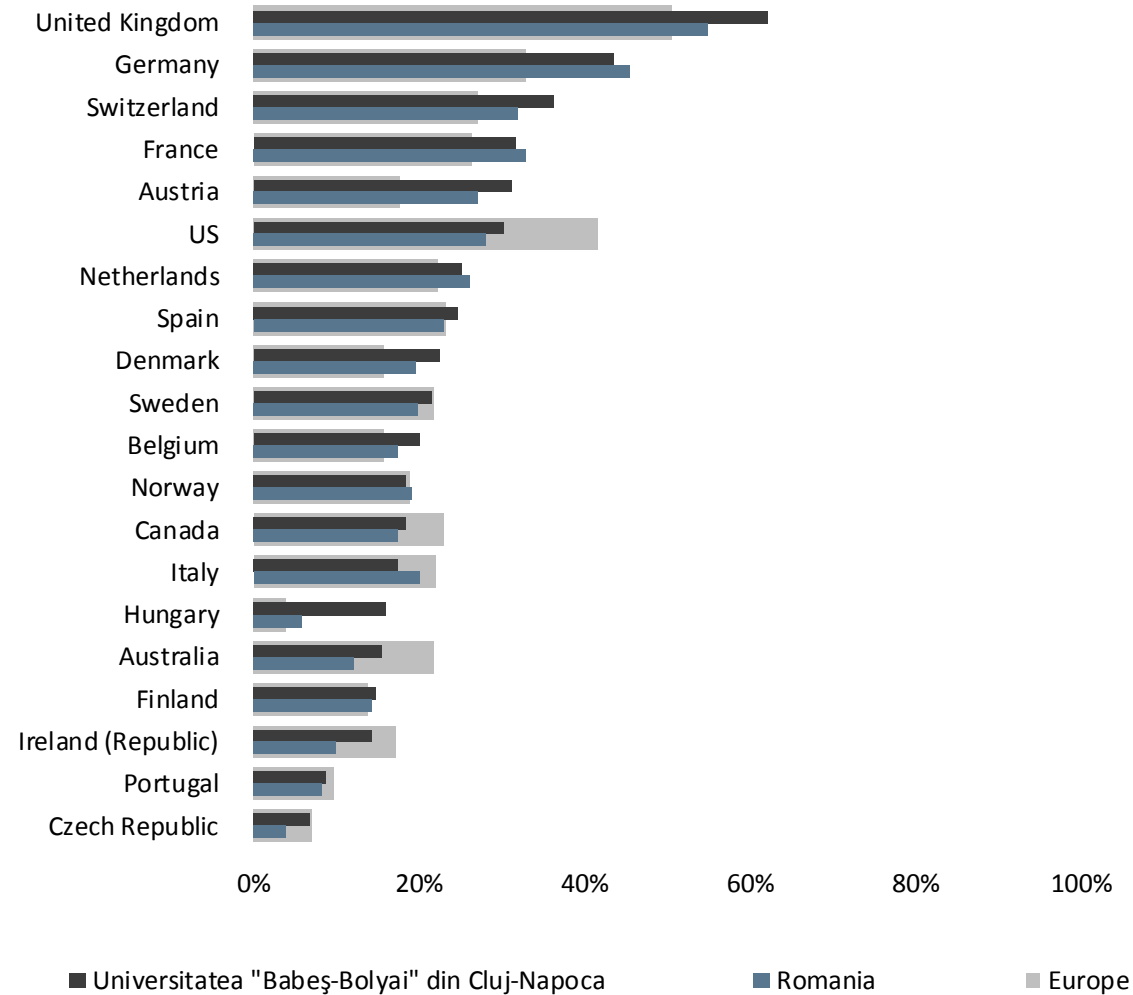


Question: Imagine you received an attractive job offer. To what extent would you relocate?

Mobility – willingness to relocate (cont.)

Mobility	Universitatea "Babeş-Bolyai" din Cluj-Napoca	Romania	Europe
I would relocate world wide.	35,2%	36,7%	44,4%
I would relocate within Europe.	38,6%	31,8%	20,2%
I would relocate within my country of residence.	14,0%	16,9%	22,8%
I would not relocate.	12,1%	14,6%	12,6%

Mobility – emigration destination



Question: Which foreign countries would you be most likely to move to for your first professional position after graduation?

Mobility – emigration destination (cont.)

Emigration destination	Universitatea "Babeş-Bolyai" din Cluj-Napoca	Romania	Europe
United Kingdom	62,1%	54,9%	50,6%
Germany	43,6%	45,4%	33,0%
Switzerland	36,4%	31,9%	27,0%
France	31,8%	33,0%	26,4%
Austria	31,3%	27,2%	17,8%
US	30,3%	28,0%	41,5%
Netherlands	25,1%	26,2%	22,3%
Spain	24,6%	22,9%	23,3%
Denmark	22,6%	19,7%	15,7%
Sweden	21,5%	19,9%	21,9%
Belgium	20,0%	17,4%	15,7%
Norway	18,5%	19,1%	18,9%
Canada	18,5%	17,4%	23,0%
Italy	17,4%	20,2%	22,0%
Hungary	15,9%	5,8%	4,0%
Australia	15,4%	12,1%	21,7%
Finland	14,9%	14,3%	13,8%
Ireland (Republic)	14,4%	9,9%	17,1%
Portugal	8,7%	8,2%	9,7%
Czech Republic	6,7%	3,9%	7,1%

Question: Which foreign countries would you be most likely to move to for your first professional position after graduation?

Contents

1. General information / methodology
2. Education and university evaluation
3. Career
4. **Focus on Top Employers 2011**
5. Profile



Who are the most attractive employers in Romania?

Rang 2011	Employer	Romania
1	Banca Comercială Română (Erste Bank)	11,4%
2	Apple	9,8%
3	Lufthansa	9,5%
4	Vodafone	8,8%
5	BRD - Groupe Société Générale	8,6%
6	Carrefour	8,4%
7	Microsoft	7,7%
8	Goldman Sachs	7,2%
9	Banca Transilvania	7,1%
10	ING	6,2%

Who are the most attractive employers at your university?

Rang 2011 Employer		Universitatea "Babeş-Bolyai" din Cluj-Napoca
1	Banca Transilvania	13,8%
2	Apple	12,0%
2	Lufthansa	12,0%
4	Nokia	9,6%
4	PwC	9,6%
6	Ernst & Young	9,0%
6	ING	9,0%
8	Goldman Sachs	8,4%
9	Banca Comercială Română (Erste Bank)	7,8%
9	BRD - Groupe Société Générale	7,8%

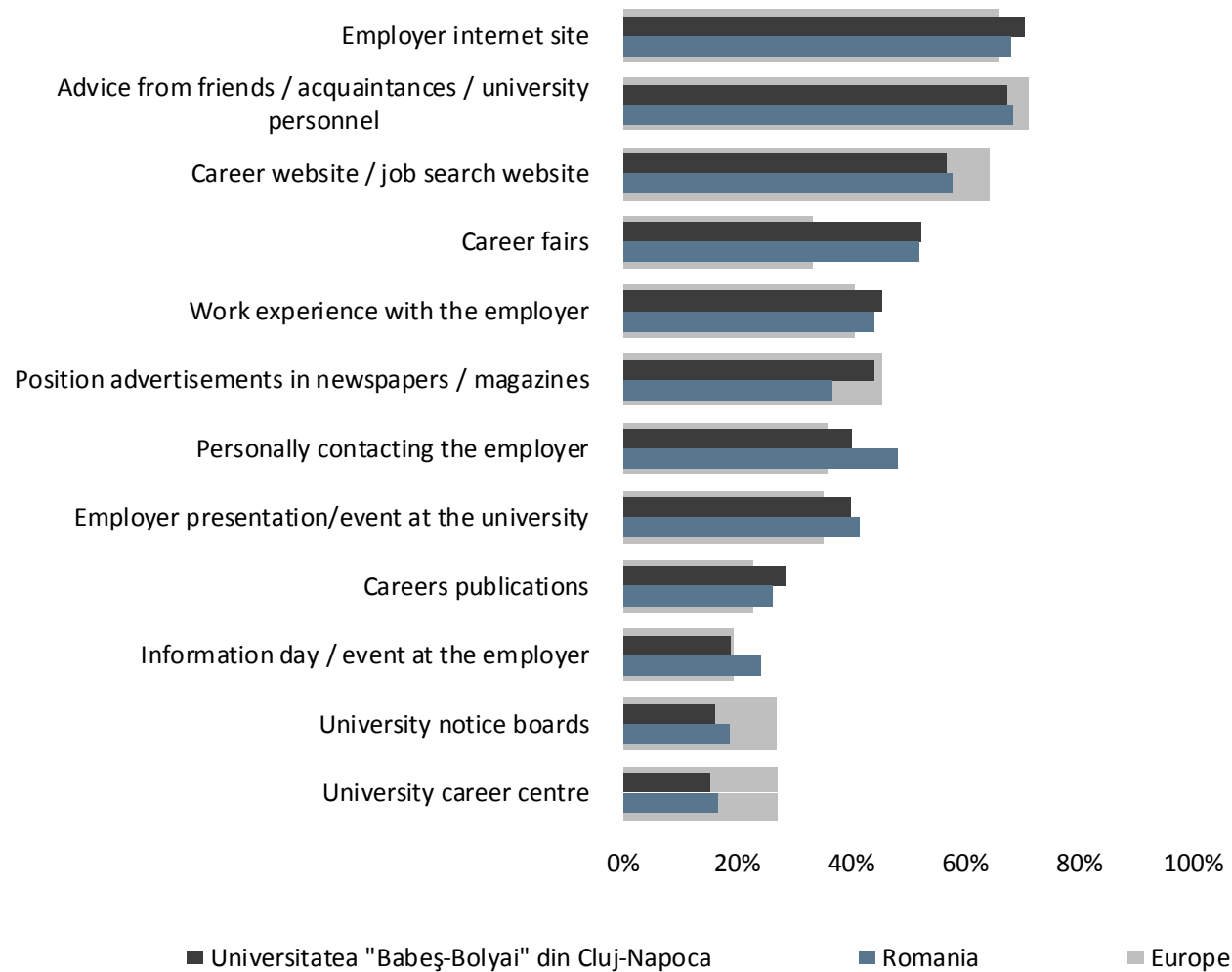
Who are the most active employers in Romania?

Rang	2011 Employer	Romania
1	Carrefour	20,0%
2	BRD - Groupe Société Générale	18,3%
3	Banca Comercială Română (Erste Bank)	14,0%
4	CFR	12,6%
5	RCS & RDS	11,4%
6	Banca Transilvania	8,3%
7	Lufthansa	7,2%
8	Vodafone	7,0%
9	ING	6,9%
10	McKinsey & Company	6,8%

Who are the most active employers at your university?

Rang 2011 Employer		Universitatea "Babeş-Bolyai" din Cluj-Napoca
1	Banca Transilvania	35,2%
2	BRD - Groupe Société Générale	23,2%
3	Banca Comercială Română (Erste Bank)	17,6%
4	McKinsey & Company	16,0%
5	ING	12,0%
5	PwC	12,0%
7	Nokia	10,4%
8	RCS & RDS	9,6%
9	Allianz	8,8%
9	Vodafone	8,8%

General communication channels used

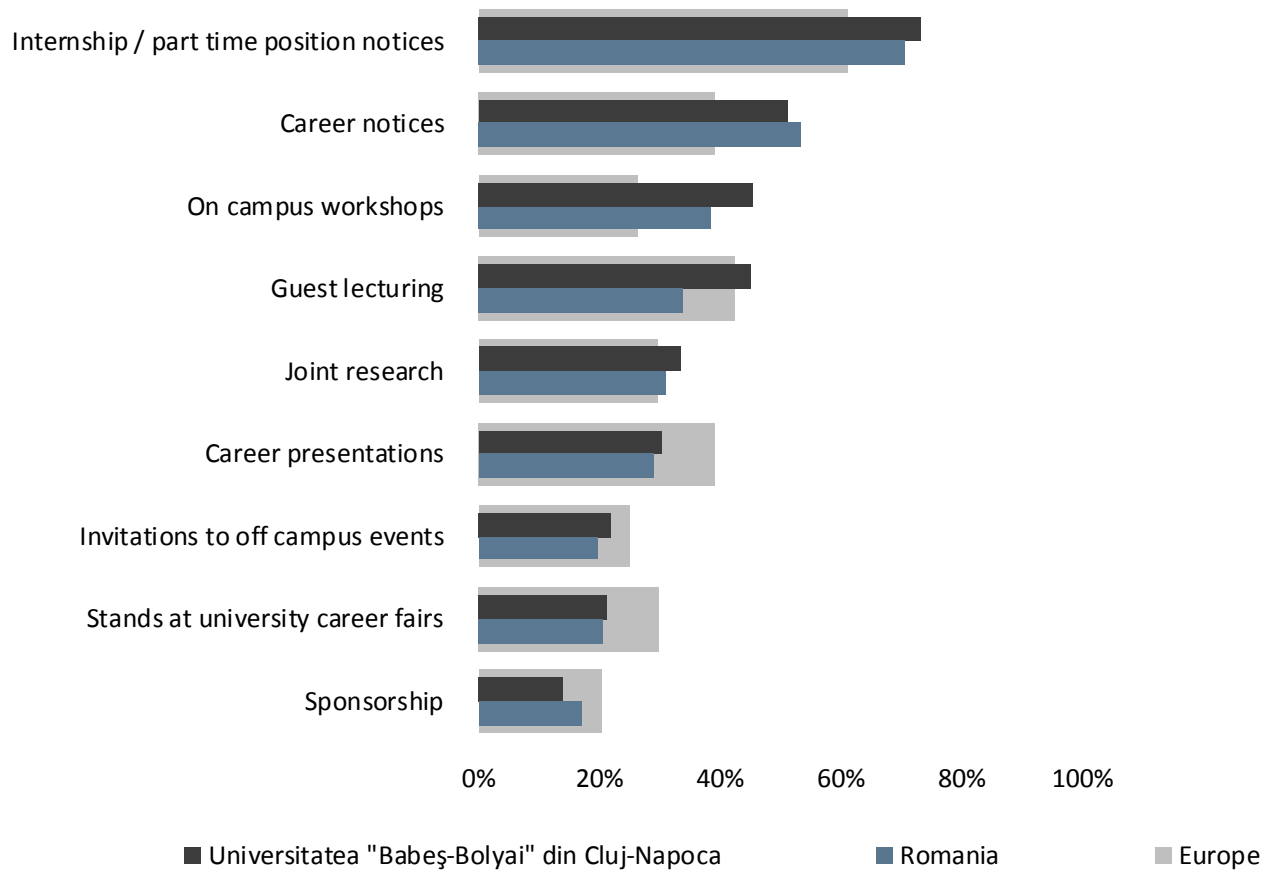


Question: Which of the following methods do you use most often to find out more about potential employers?

General communication channels used (cont.)

General communications channels	Universitatea "Babeş-Bolyai" din Cluj-Napoca	Romania	Europe
Employer internet site	70,5%	67,9%	65,9%
Advice from friends / acquaintances / university personnel	67,4%	68,4%	70,9%
Career website / job search website	56,7%	57,6%	64,2%
Career fairs	52,1%	52,0%	33,4%
Work experience with the employer	45,2%	44,0%	40,4%
Position advertisements in newspapers / magazines	44,1%	36,7%	45,5%
Personally contacting the employer	40,2%	48,0%	35,8%
Employer presentation/event at the university	39,8%	41,5%	35,1%
Careers publications	28,4%	26,3%	22,7%
Information day / event at the employer	18,8%	24,0%	19,4%
University notice boards	16,1%	18,7%	27,0%
University career centre	15,3%	16,4%	27,1%

Most appealing campus marketing activities



Question: Which employer activities on campus appeal to you most?

Most appealing campus marketing activities (cont.)

Campus marketing activities	Universitatea "Babeş-Bolyai" din Cluj-Napoca	Romania	Europe
Internship / part time position notices	73,3%	70,6%	61,0%
Career notices	51,0%	53,5%	39,2%
On campus workshops	45,5%	38,5%	26,4%
Guest lecturing	45,1%	33,8%	42,5%
Joint research	33,7%	31,0%	29,5%
Career presentations	30,2%	29,0%	39,2%
Invitations to off campus events	22,0%	19,7%	25,0%
Stands at university career fairs	21,2%	20,7%	29,9%
Sponsorship	14,1%	17,1%	20,5%

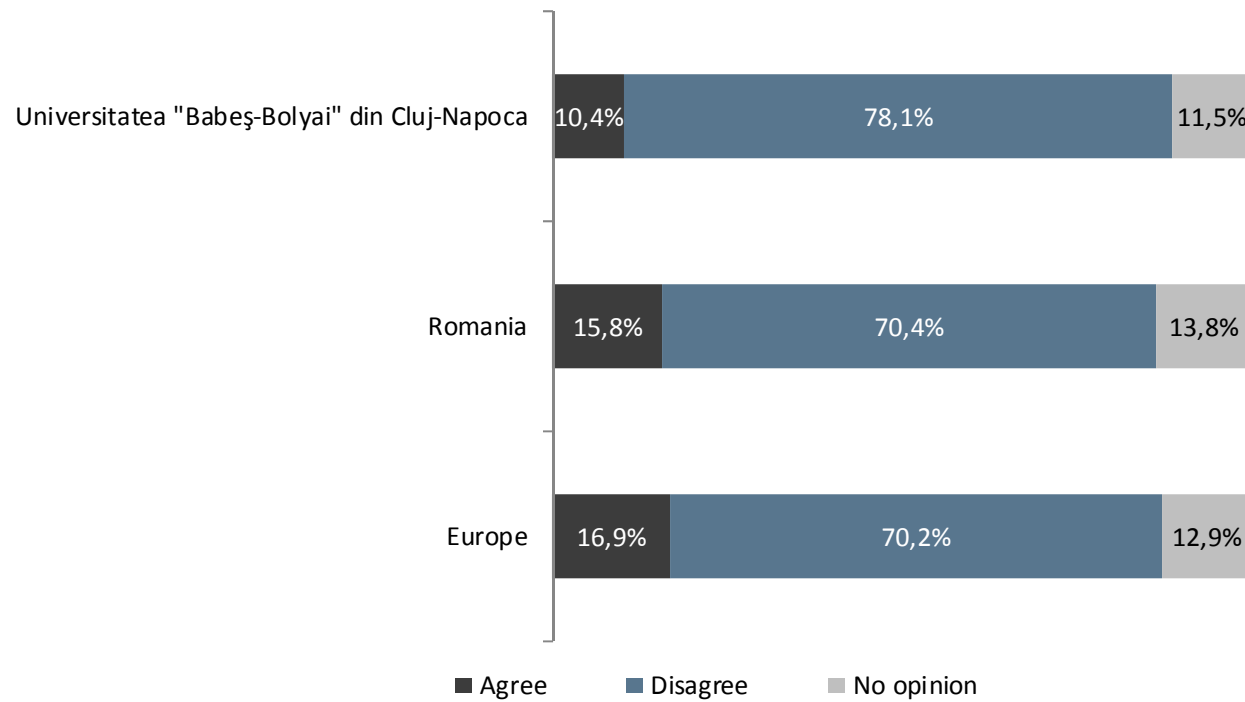
Contents

1. General information / methodology
2. Education and university evaluation
3. Career
4. Focus on Top Employers 2011
5. **Profile**



Opinion

Students should pay for their tertiary education



Question: Please give your opinion on the following statement.

Profile

Age and gender

Age	Years
Europe	22,9
Romania	22,9
Universitatea "Babeş-Bolyai" din Cluj-Napoca	22,5

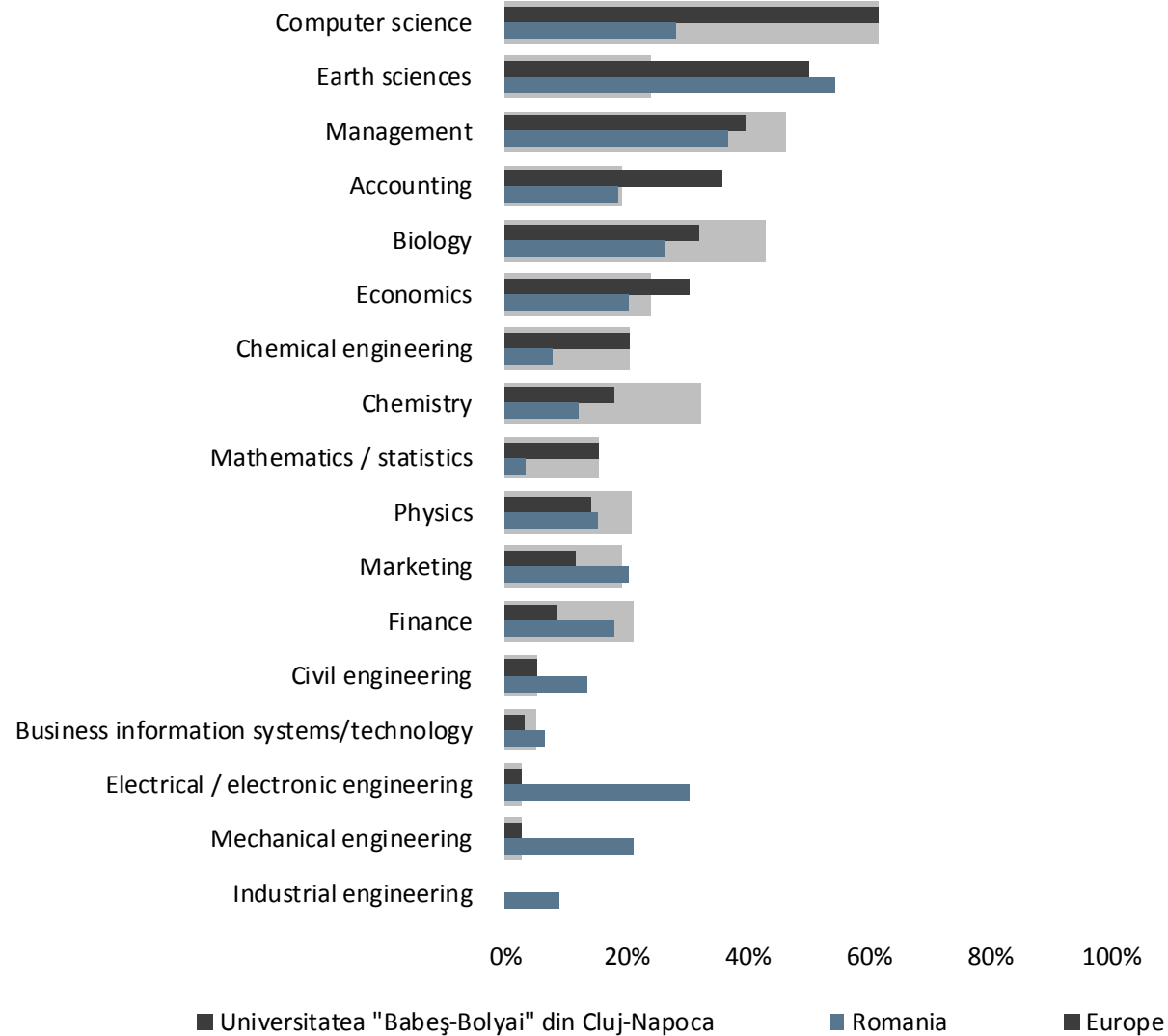
Country	Male	Female
Europe	49,0%	51,0%
Austria	44,4%	55,6%
Belgium	49,7%	50,3%
Bulgaria	35,6%	64,4%
Czech Republic	44,5%	55,5%
Denmark	48,1%	51,9%
Finland	36,2%	63,8%
France	56,8%	43,2%
Germany	68,1%	31,9%
Greece	48,3%	51,7%
Hungary	41,8%	58,2%
Ireland (Republic)	44,8%	55,2%
Italy	47,6%	52,4%
Netherlands	43,9%	56,1%
Norway	50,4%	49,6%
Poland	47,2%	52,8%
Portugal	52,0%	48,0%
Romania	42,1%	57,9%
Russia	38,4%	61,6%
Slovakia	57,7%	42,3%
Spain	47,5%	52,5%
Sweden	49,4%	50,6%
Switzerland	61,6%	38,4%
Turkey	61,6%	38,4%
United Kingdom	36,4%	63,6%
Universitatea "Babeş-Bolyai" din Cluj-Napoca	32,7%	67,3%

Question: How old are you?

Question: You are... (a man / a woman?)

Profile (cont.)

Subjects



Question: What main subjects do you study?

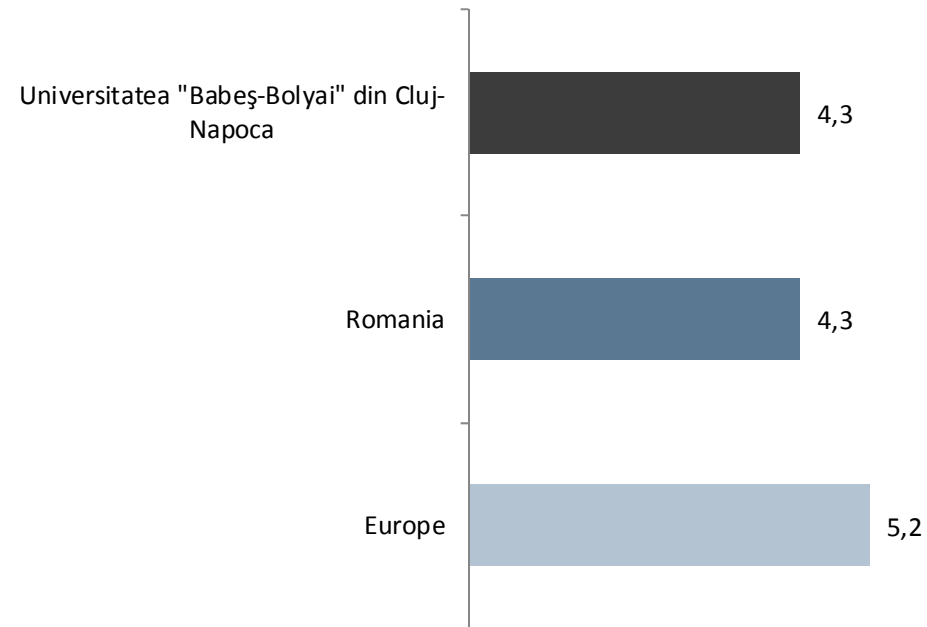
Profile (cont.)

Subjects (cont.)

Subjects	Universitatea "Babeş-Bolyai" din Cluj-Napoca	Romania	Europe
Computer science	61,5%	28,1%	61,5%
Earth sciences	50,0%	54,3%	24,0%
Management	39,7%	36,9%	46,2%
Accounting	35,9%	18,5%	19,3%
Biology	32,1%	26,4%	42,9%
Economics	30,5%	20,3%	23,9%
Chemical engineering	20,5%	7,8%	20,5%
Chemistry	17,9%	12,1%	32,2%
Mathematics / statistics	15,4%	3,4%	15,4%
Physics	14,3%	15,0%	21,0%
Marketing	11,5%	20,1%	19,3%
Finance	8,4%	18,0%	21,3%
Civil engineering	5,1%	13,6%	5,1%
Business information systems/technology	3,1%	6,5%	4,8%
Electrical / electronic engineering	2,6%	30,3%	2,6%
Mechanical engineering	2,6%	21,2%	2,6%
Industrial engineering	0,0%	8,9%	0,0%

Profile (cont.)

Length of education

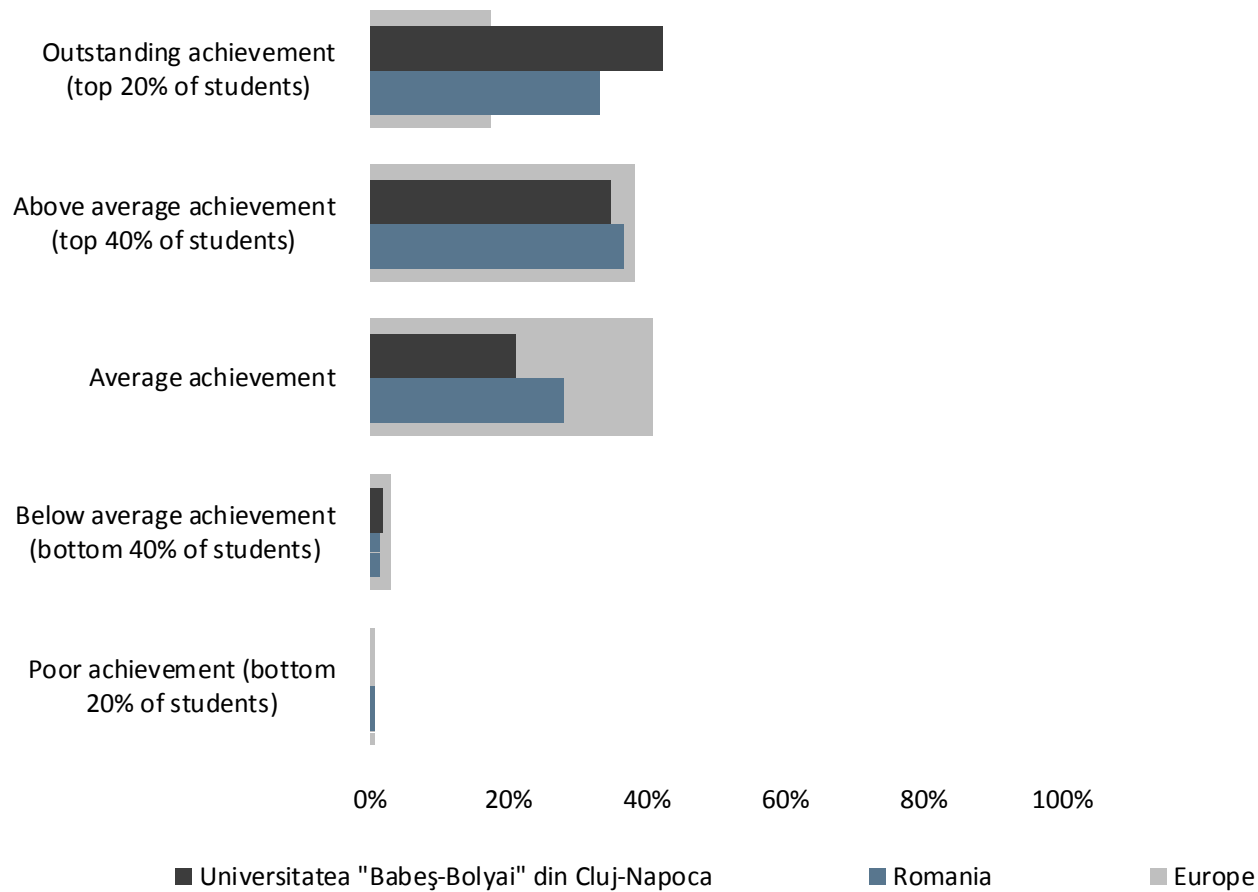


Question: When did you start studying your first course at university?

Question: When do you expect to start your first professional position after graduation?

Profile (cont.)

Academic achievement



Question: How would you describe your academic achievements?

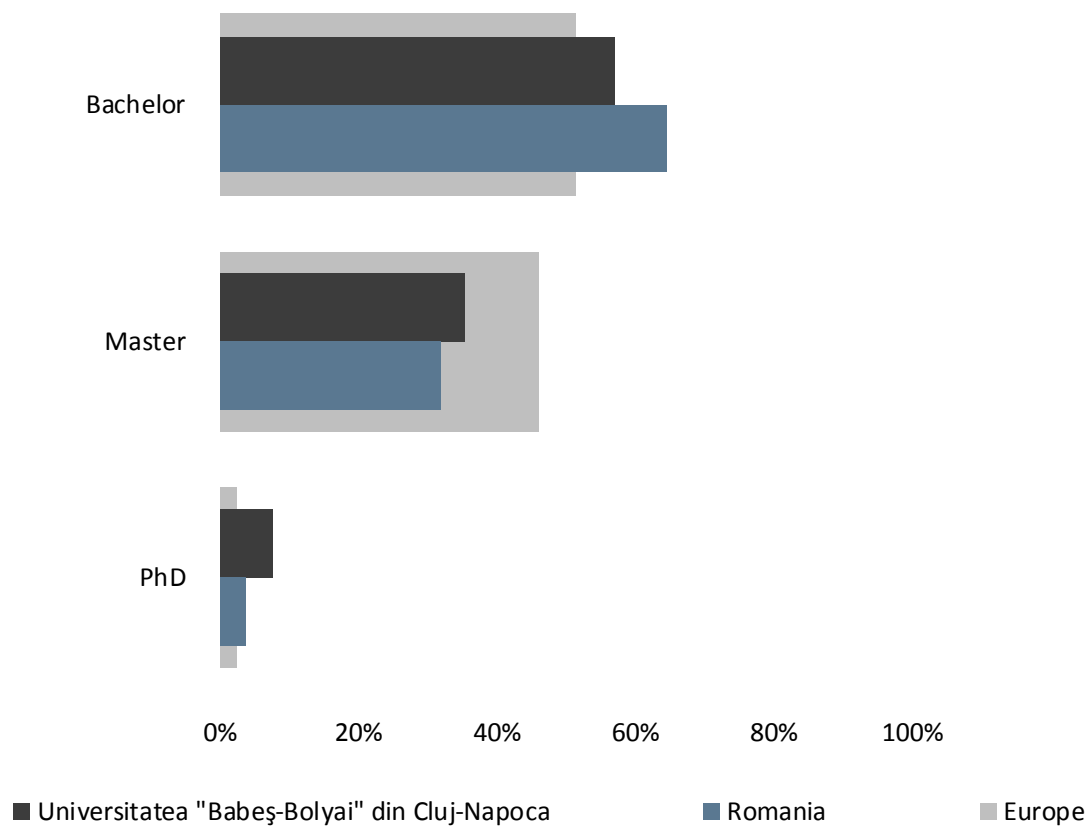
Profile (cont.)

Academic achievement (cont.)

Academic achievement	Universitatea "Babeş-Bolyai" din Cluj-Napoca	Romania	Europe
Outstanding achievement (top 20% of students)	42,1%	33,2%	17,5%
Above average achievement (top 40% of students)	34,8%	36,7%	38,3%
Average achievement	21,2%	28,1%	40,9%
Below average achievement (bottom 40% of students)	1,8%	1,5%	2,9%
Poor achievement (bottom 20% of students)	0,0%	0,5%	0,5%

Profile (cont.)

Course type



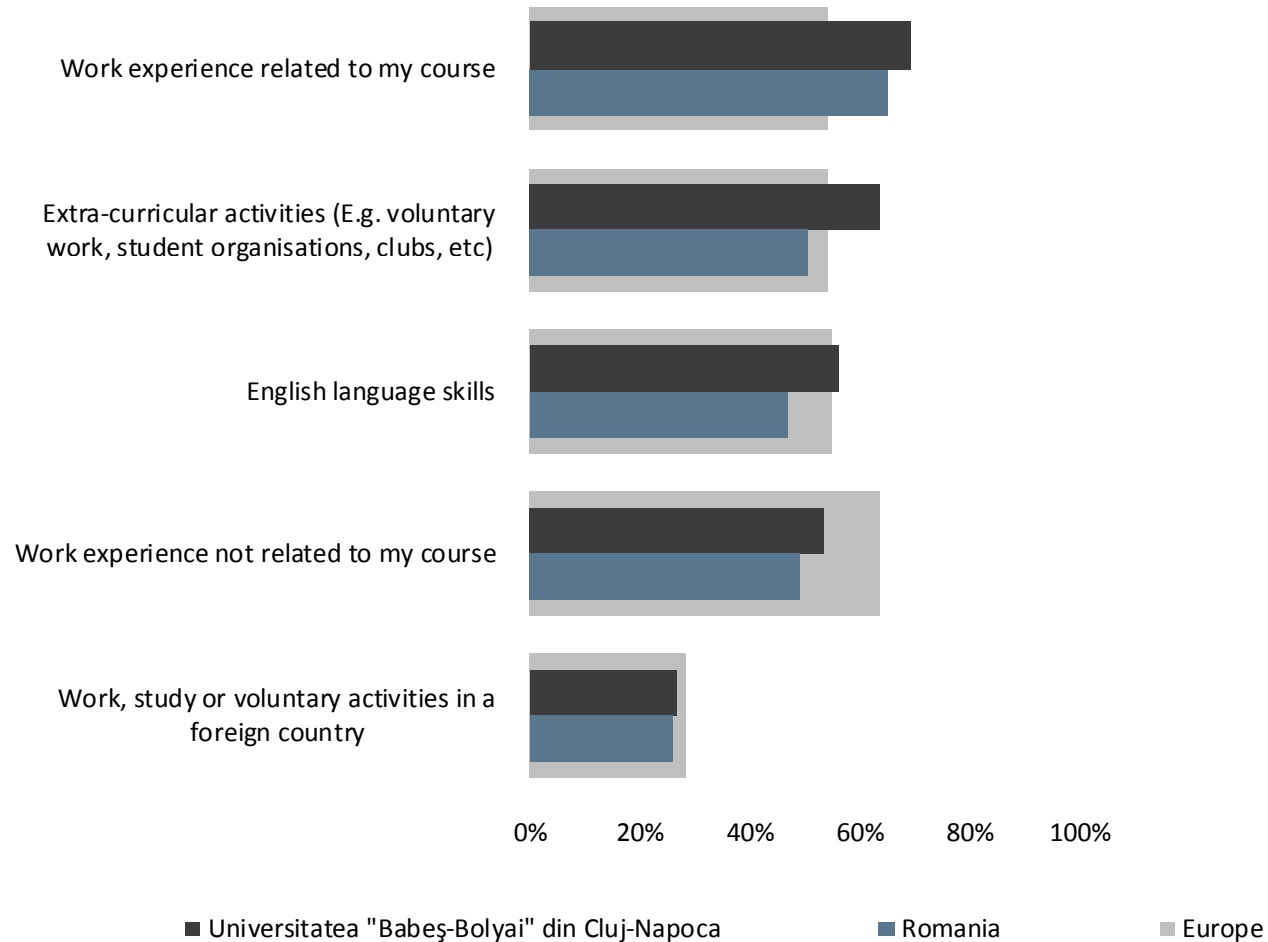
Question: What type of course are you currently completing?

Profile (cont.)

Course type (cont.)

Course type	Universitatea "Babeş-Bolyai" din Cluj-Napoca	Romania	Europe
Bachelor	57,1%	64,6%	51,6%
Master	35,3%	31,7%	46,0%
PhD	7,6%	3,7%	2,5%

Experiences and advanced english skills



Question: What experience s(of at least 3 months length) do you have?

Question: Do you speak English at a HIGHLY ADVANCED LEVEL? In this sense 'highly advanced level' means that you can speak, write and understand the language without any difficulties. I.e. You are fluent, have a large vocabulary and make very few grammatical errors.

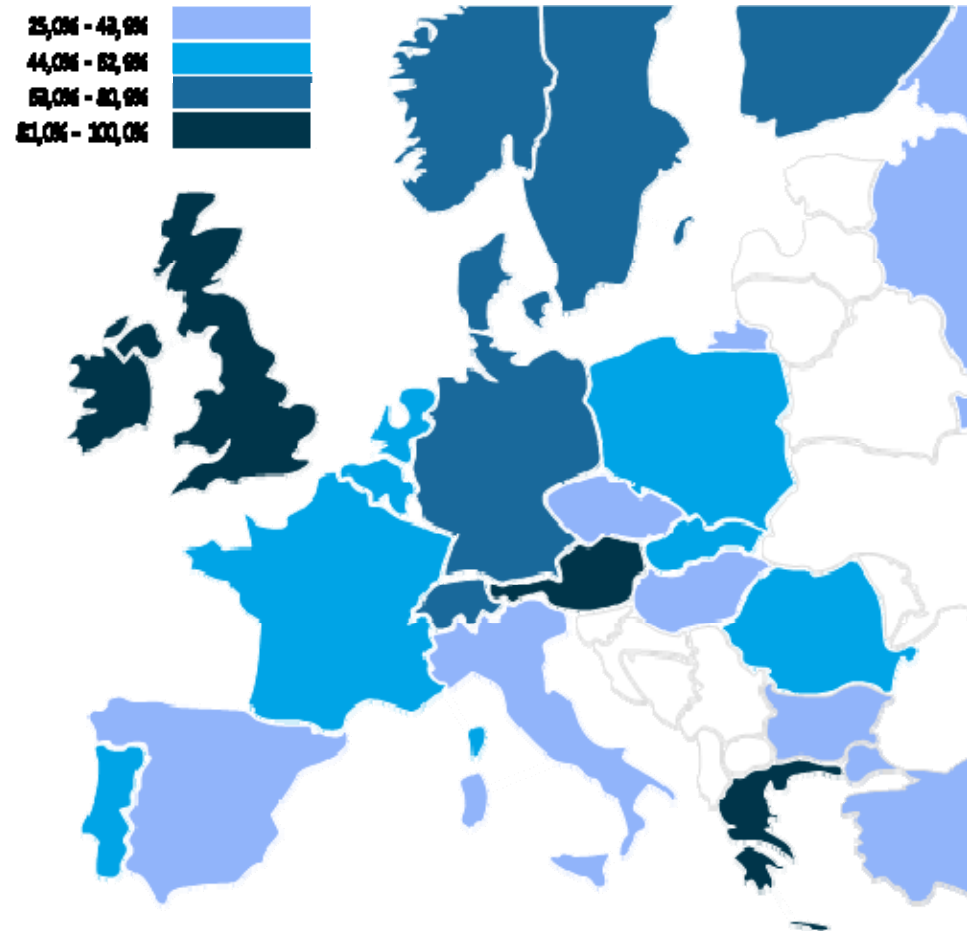
Experiences and advanced english skills (cont.)

Experiences	Universitatea "Babeş-Bolyai" din Cluj-Napoca	Romania	Europe
Work experience related to my course	69,1%	65,2%	54,4%
Extra-curricular activities (E.g. voluntary work, student organisations, clubs, etc)	63,7%	50,6%	54,2%
English language skills	56,2%	47,1%	54,8%
Work experience not related to my course	53,4%	49,3%	63,7%
Work, study or voluntary activities in a foreign country	26,7%	26,0%	28,5%

Question: What experience s(of at least 3 months length) do you have?

Question: Do you speak English at a HIGHLY ADVANCED LEVEL? In this sense 'highly advanced level' means that you can speak, write and understand the language without any difficulties. I.e. You are fluent, have a large vocabulary and make very few grammatical errors.

Advanced english skills in Europe



Question: Do you speak English at a HIGHLY ADVANCED LEVEL? In this sense 'highly advanced level' means that you can speak, write and understand the language without any difficulties. I.e. You are fluent, have a large vocabulary and make very few grammatical errors.

Advanced english skills in Europe (cont.)

Country	%	Country	%
Europe	54,8%	Netherlands	59,8%
Austria	81,4%	Norway	75,5%
Belgium	54,7%	Poland	51,6%
Bulgaria	43,8%	Portugal	53,0%
Czech Republic	33,8%	Romania	47,1%
Denmark	79,0%	Russia	34,9%
Finland	72,4%	Slovakia	54,9%
France	54,1%	Spain	29,0%
Germany	71,7%	Sweden	65,8%
Greece	82,7%	Switzerland	65,0%
Hungary	25,0%	Turkey	41,1%
Ireland	100,0%	United Kingdom	100,0%
Italy	31,4%	Universitatea "Babeş-Bolyai" din Cluj-Napoca	56,2%

Question: Do you speak English at a HIGHLY ADVANCED LEVEL? In this sense 'highly advanced level' means that you can speak, write and understand the language without any difficulties. I.e. You are fluent, have a large vocabulary and make very few grammatical errors.

For enquiries please contact:

Ulrike Heyne

Research Manager

Phone: +49 30 2592988-306

Fax: +49 30 2592988-901

Ulrike.Heyne@trendence.com

trendence Institut GmbH

Markgrafenstrasse 62

10969 Berlin, Germany