

Babeş-Bolyai University
**Summary of the dynamics of student
numbers and study dropout rates**
2014/2015 – 2025/2026

Q
Centrul
Qualitas

CONTENTS

	Page
I. BACHELOR'S LEVEL	3
II. MASTER'S LEVEL	8

LIST OF FIGURES

		Page
Figure 1	Dynamic of the dropout rate during the first year and throughout the study program, bachelor's level	3
Figure 2	Evolution of the dropout rate during the first year of study, by form of study, bachelor's level	4
Figure 3	Evolution of the dropout rate during the first year of study, by length of study, bachelor's level	5
Figure 4	Evolution of the dropout rate during the first year of study, by university extension, bachelor's level	5
Figure 5	Evolution of the dropout rate during the first year of study, by language of study, bachelor's level	5
Figure 6	Evolution of the dropout rate throughout the study program, by form of study, bachelor's level	6
Figure 7	Evolution of the dropout rate throughout the study program, by length of study, bachelor's level	6
Figure 8	Evolution of the dropout rate throughout the study program, by university extensions, bachelor's level	6
Figure 9	Evolution of the dropout rate throughout the study program, by language of study, bachelor's level	7
Figure 10	Distribution of the study programs by dropout rate, bachelor's level	7
Figure 11	Evolution of the dropout rate by form of study, master's level	8
Figure 12	Evolution of the dropout rate by language of study, master's level	9
Figure 13	Evolution of the dropout rate by university extension, master's level	9
Figure 14	Distribution of the study programs by dropout rate, master's level	10

This report analyzes the dynamics of student enrollment at Babeş-Bolyai University (UBB) over the course of their academic studies, with the aim of presenting relevant statistical data regarding the issue of university dropout at the bachelor's and master's levels, for the period 2014/2017 – 2024/2027.

The number of students who dropped out of a bachelor's or master's degree program was estimated based on the difference between the number of students enrolled in a given program in one academic year and the number of students enrolled in the same program the previous year. Since the Higher Education Law (LÎS) 199/2023 defines university dropout¹ but does not provide a clear operationalization or the necessary methodological norms for consistent measurement at the national level, this report presents the conventional approach used at Babeş-Bolyai University (UBB) to estimate dropout from study programs based on enrollment dynamics within that program. Therefore, the numbers presented in this report refer to dropout from individual bachelor's and master's programs, and not to university dropout in general. Students in extended study periods were not included in the analysis. On average, these students represent 18% at the bachelor's level and 10% at the master's level, of all final-year students.

I. BACHELOR'S LEVEL

Most students (75% on average) dropped out during their first year of study (Figure 1).

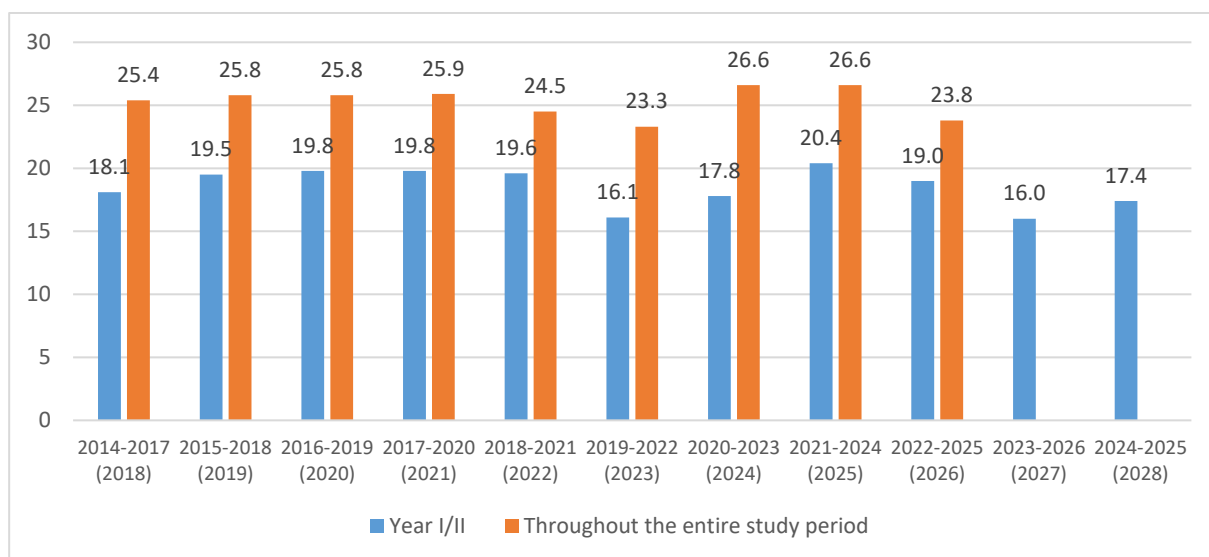


Figure 1. Dynamic of the dropout rate during the first year and throughout the study program, bachelor's level

¹ According to the Higher Education Law no. 199/2023, the definition of study dropout is as follows: "University dropout at the level of a study cycle represents the proportion of students from a given cohort who did not manage to graduate within 2 years after the theoretical duration of the study program has ended."

The general aspects, according to various variables – form of education, length, university extension, and language of study – remain largely consistent both in the case of the dropout rate throughout the entire study period and in the case of first-year dropout, except for the values related to program location. Therefore, in general, the dropout rate values are:

- ✓ In the first year of studies, the dropout rates are lower in full-time study programs compared to distance and part-time study programs (Figure 2), and the same trend is observed throughout the entire duration of studies in full-time versus distance and part-time programs (Figure 6).
- ✓ lower in four-year programs than in three-year programs in the case of first-year dropout (Figure 3);
- ✓ higher in four-year programs than in three-year programs in the case of dropout throughout the study program (Figure 7);
- ✓ lower in programs taught in English and French, Hungarian and the programs of the German section than the study programs of the Romanian section (Figures 5 and 9);
- ✓ on average, higher in the case of programs conducted in Cluj Napoca compared to those held in other university extensions (Figures 4 and 8).

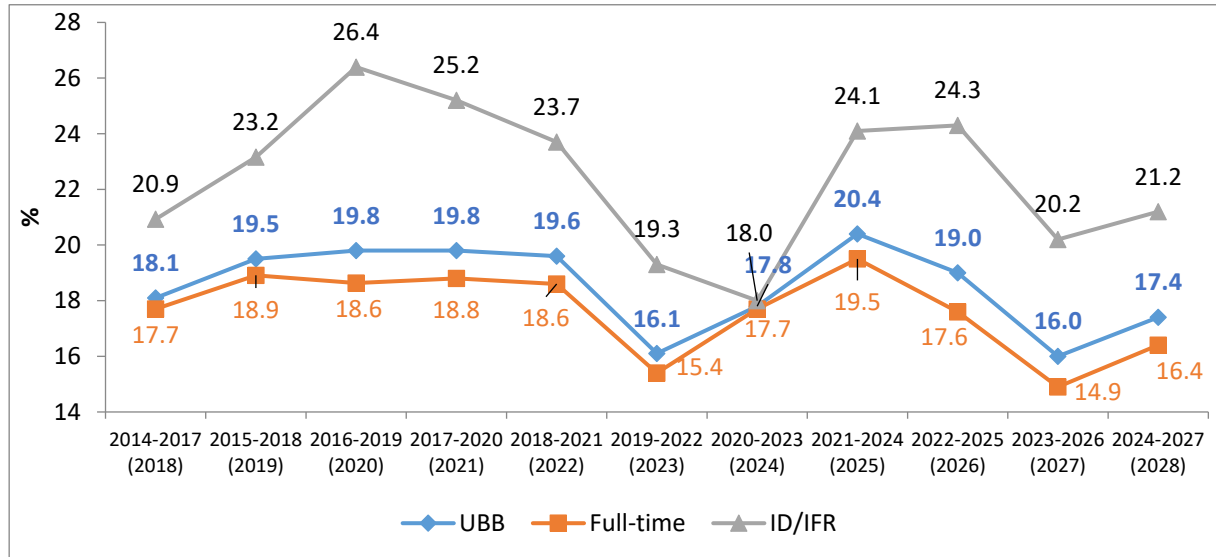


Figure 2. Evolution of the dropout rate during the first year of study, by form of study, bachelor's level

Summary regarding study dropout, 2014/2015 – 2025/2026

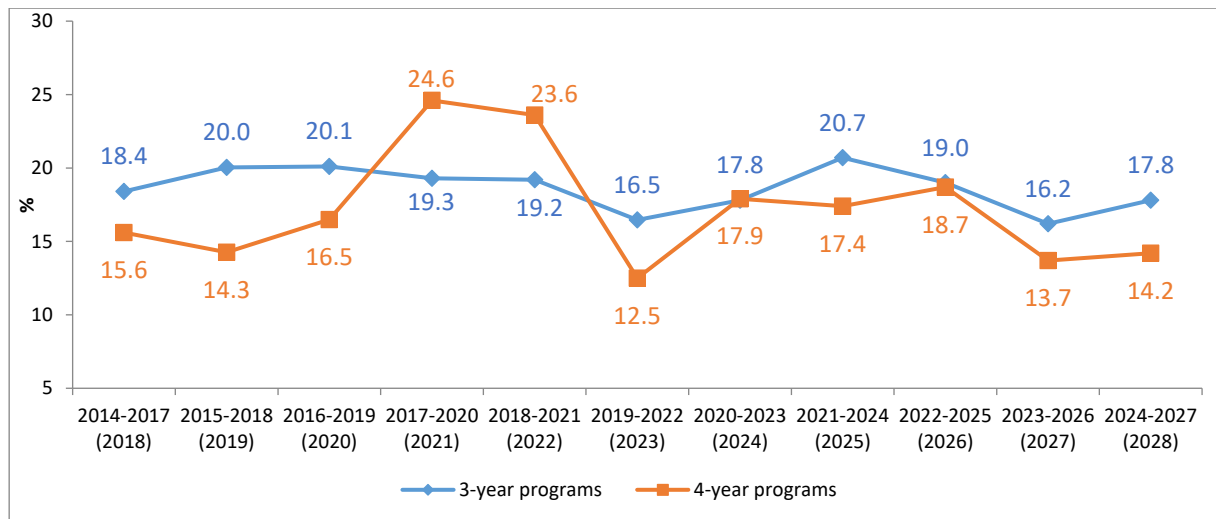


Figure 3. Evolution of the dropout rate during the first year of study, by length of study, bachelor's level

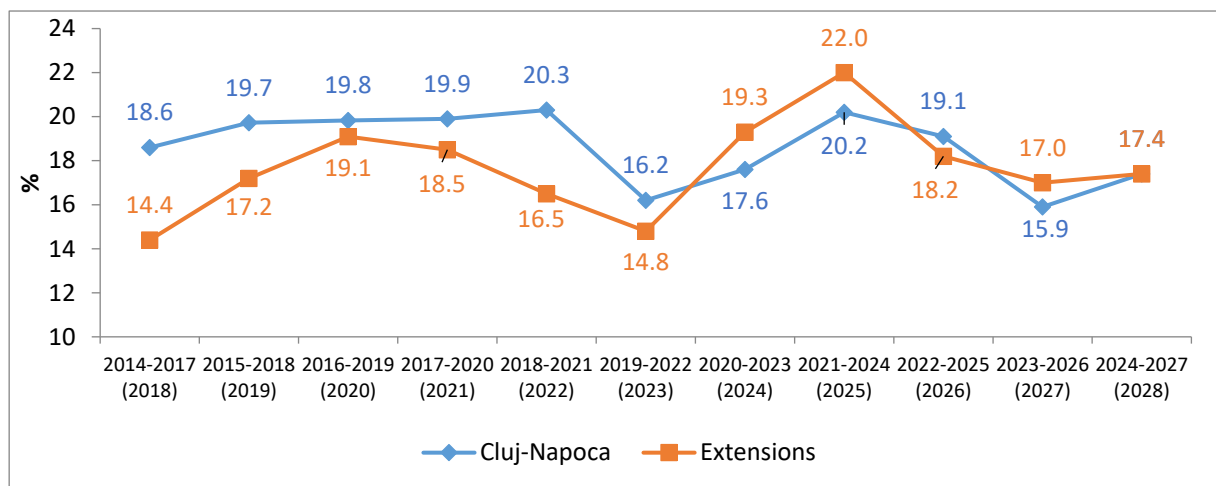


Figure 4. Evolution of the dropout rate during the first year of study, by university extension, bachelor's level

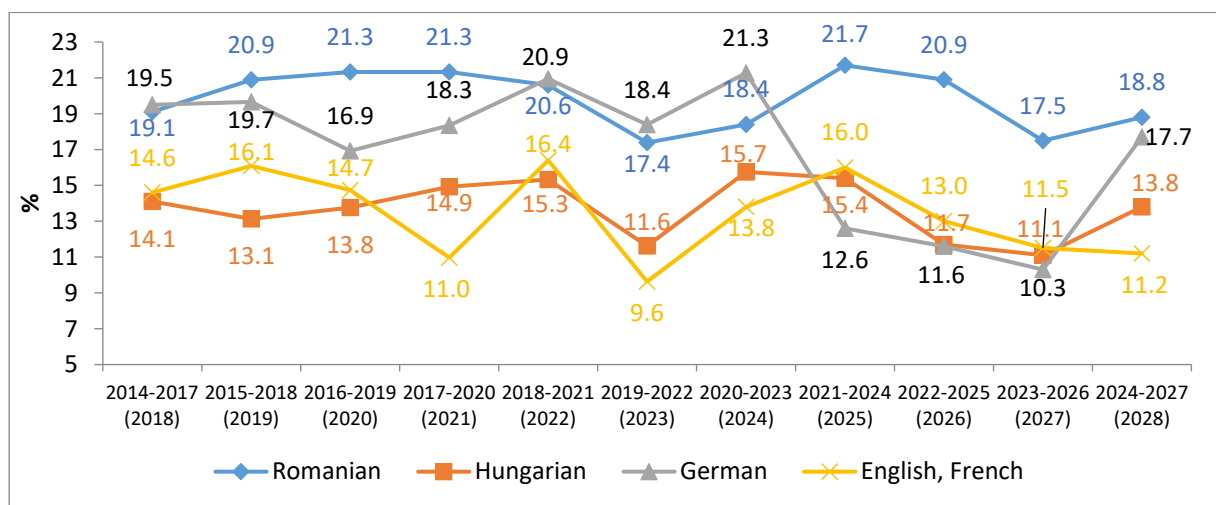


Figure 5. Evolution of the dropout rate during the first year of study, by language of study, bachelor's level

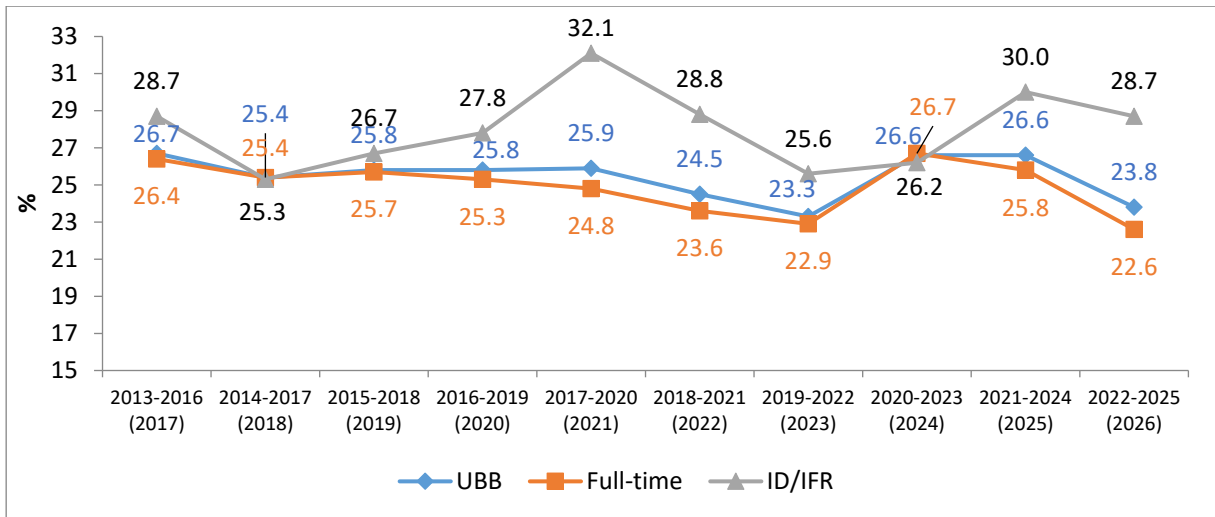


Figure 6. Evolution of the dropout rate throughout the study program, by form of study, bachelor’s level

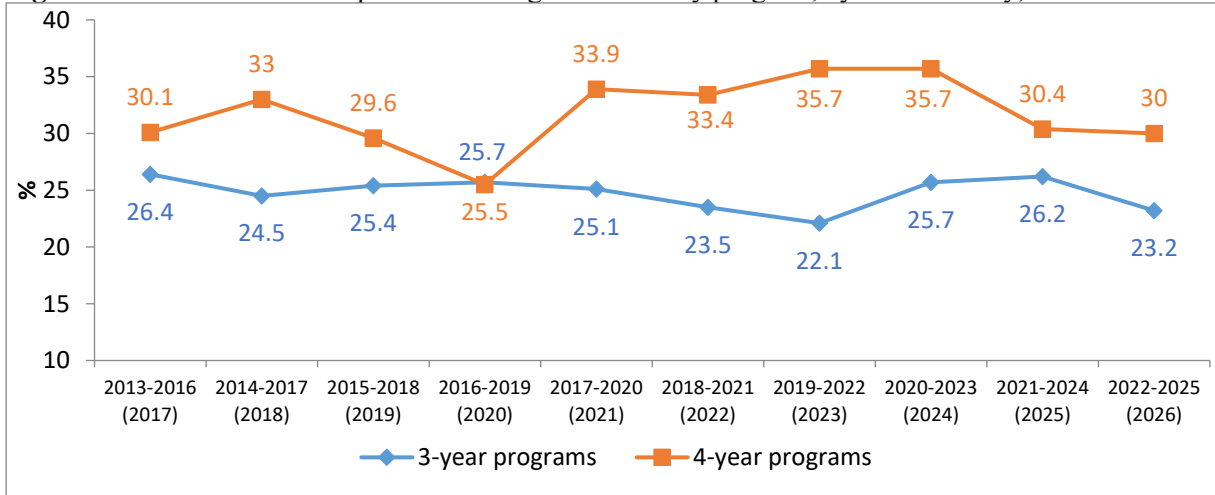


Figure 7. Evolution of the dropout rate throughout the study program, by length of study, bachelor’s level

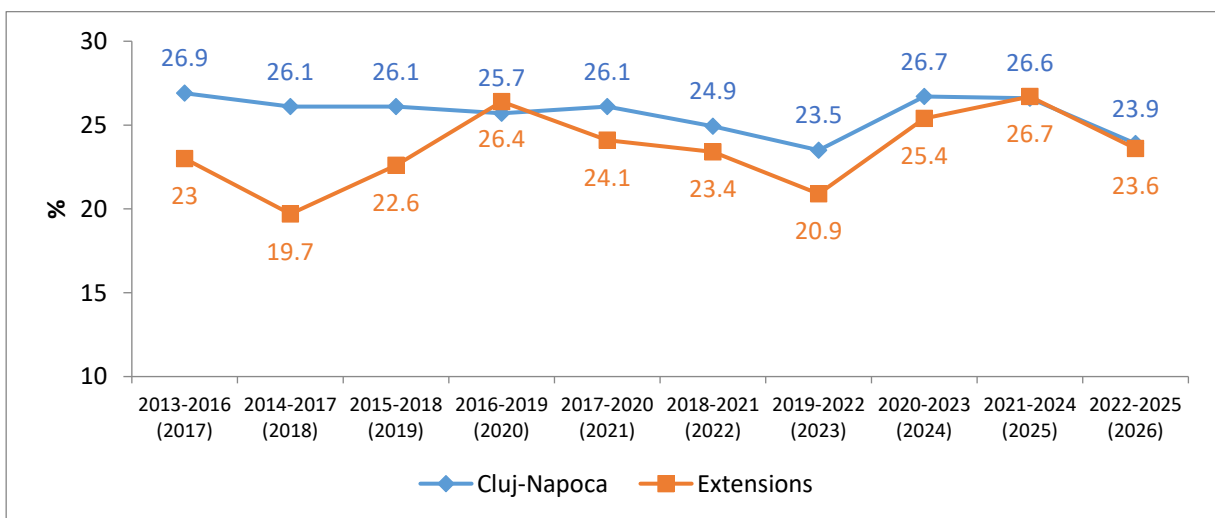


Figure 8. Evolution of the dropout rate throughout the study program, by university extensions, bachelor’s level

Summary regarding study dropout, 2014/2015 – 2025/2026

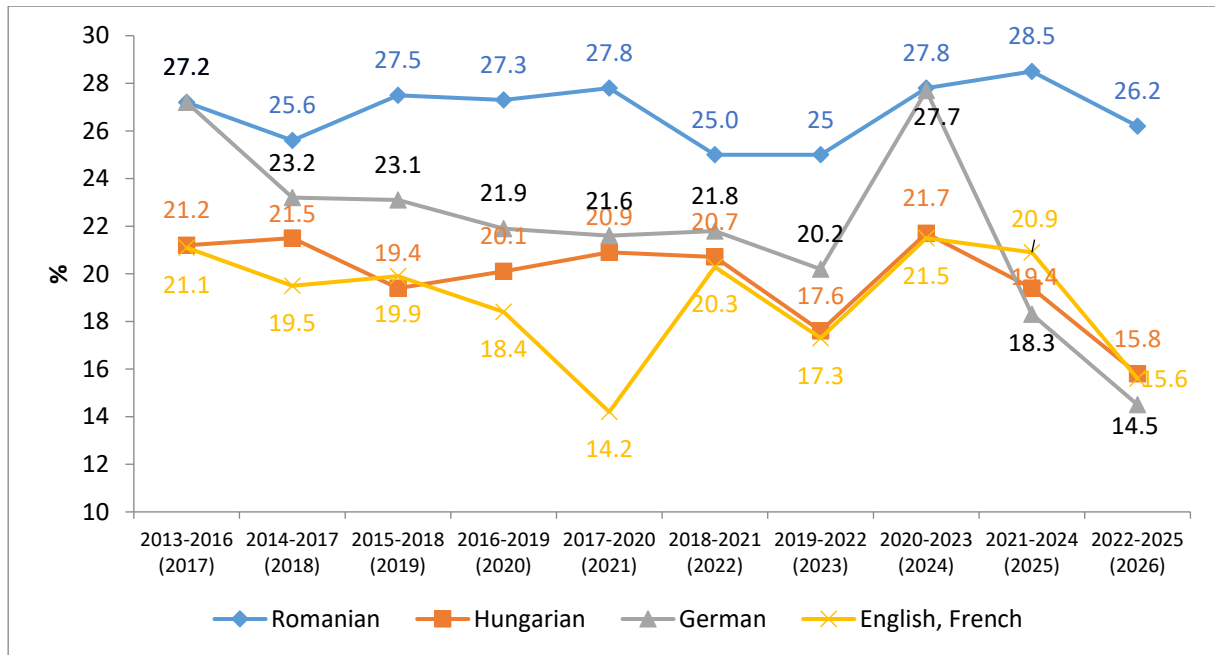


Figure 9. Evolution of the dropout rate throughout the study program, by language of study, bachelor's level

Most of the bachelor programs, averaging 35%, have a dropout rate between 15% and 30% (Figure 10).

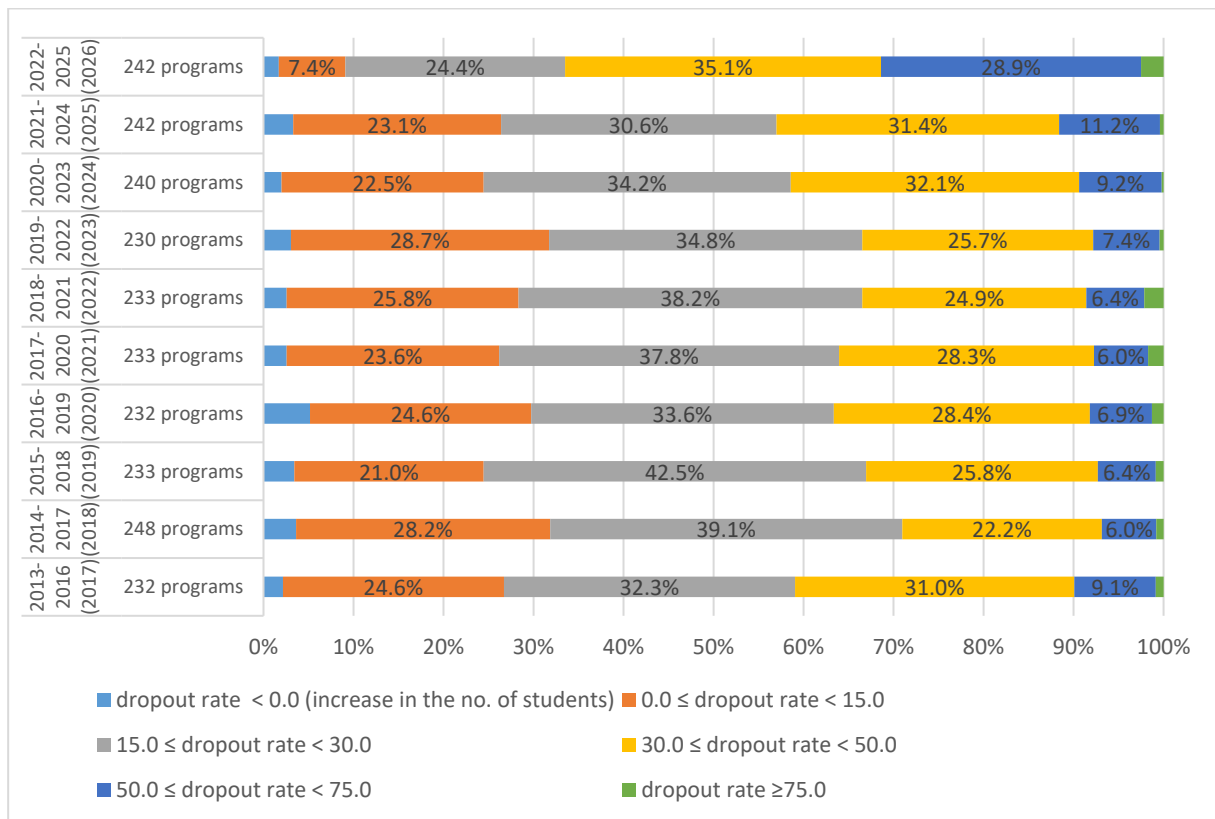


Figure 10. Distribution of the study programs by dropout rate, bachelor's level

Note. Drop-out rate values lower than 0.0% indicate increases in the number of students in the final year compared to the first year, due to students from previous cohorts re-enrolled or resuming their studies after the end of the interruption/extension period.

II. MASTER'S LEVEL

The dynamics of the dropout rate by different variables – form of studies, university extensions, and language of studies - in the period 2015/2017 – 2024/2026 show the following:

- ✓ in general, dropout rates are lower in full-time study programs compared to part-time programs (Figure 11);
- ✓ in general, the dropout rate is the lowest in the Hungarian section. In programs taught in English, French, or German, the dropout rate has decreased significantly. The German section has shown notable fluctuations. A similar trend is also observed in the Romanian-language programs (Figure 12).
- ✓ by university extension, the dropout rate for programs conducted in university extensions is generally lower than for those conducted in Cluj-Napoca (Figure 13).

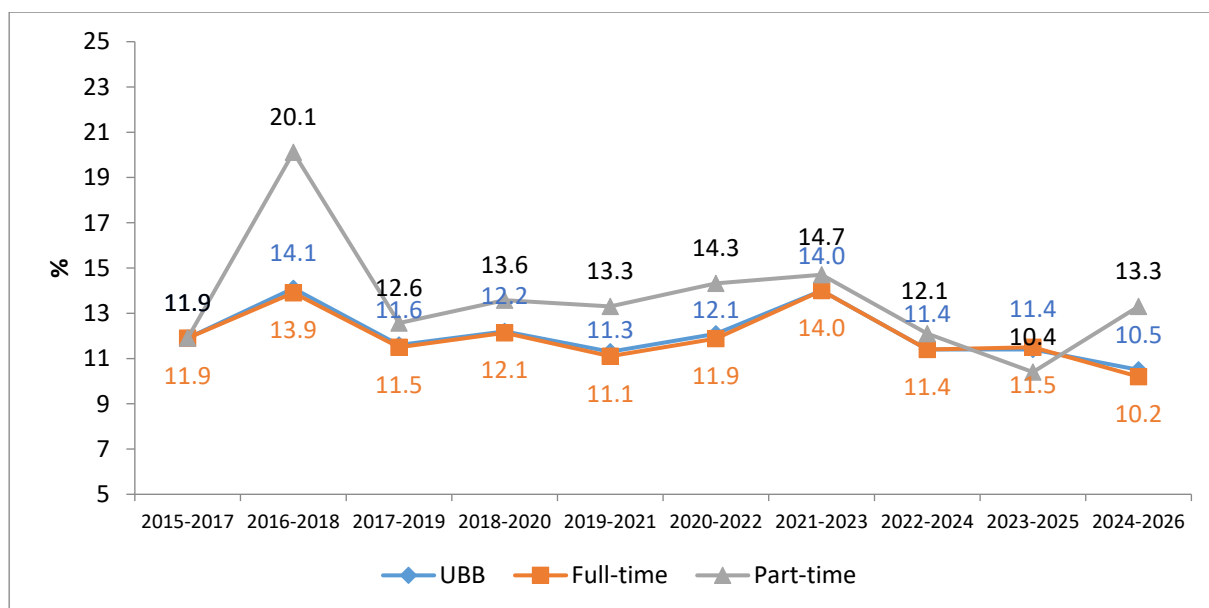


Figure 11. Evolution of the dropout rate by form of study, master's level

Summary regarding study dropout, 2014/2015 – 2025/2026

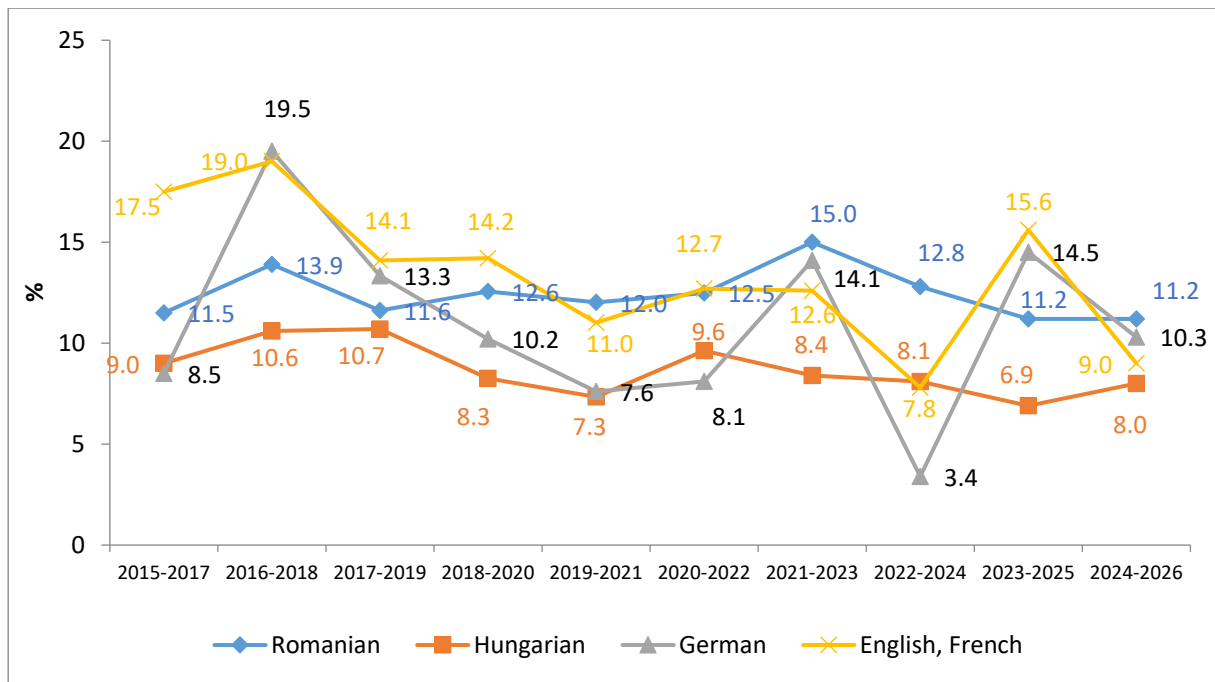


Figure 12. Evolution of the dropout rate by language of study, master’s level

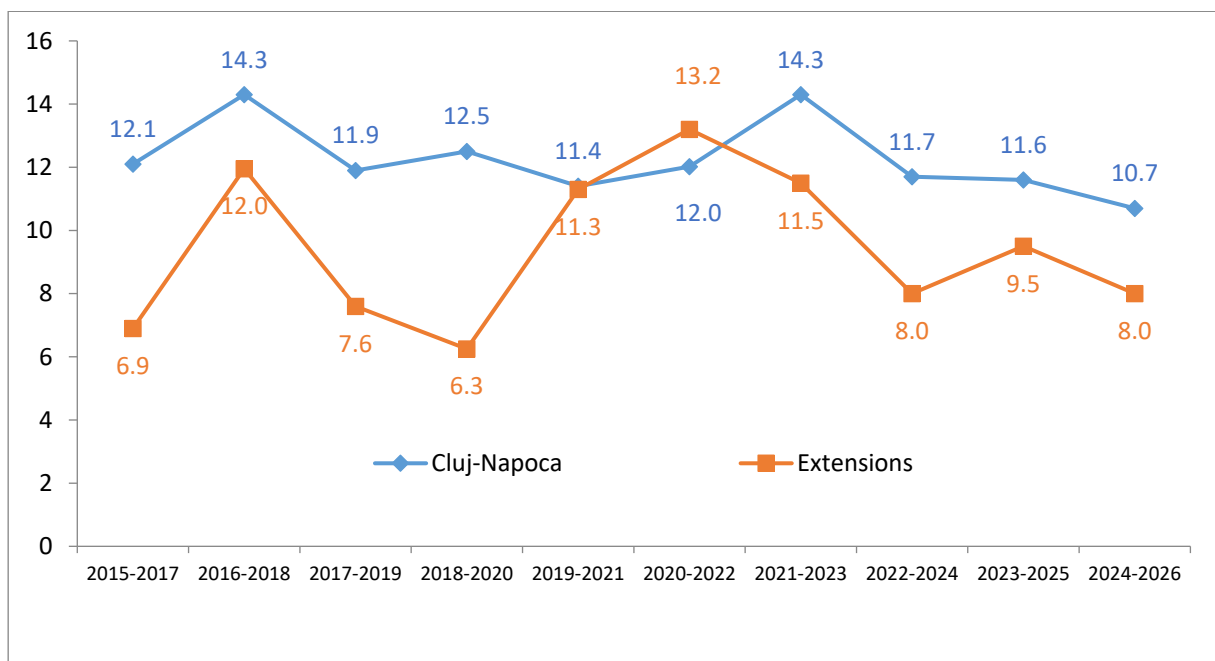


Figure 13. Evolution of the dropout rate by university extension, master’s level

The dropout rate of most study programs (59% on average) is equal or between 0% to 15% (Figure 14).

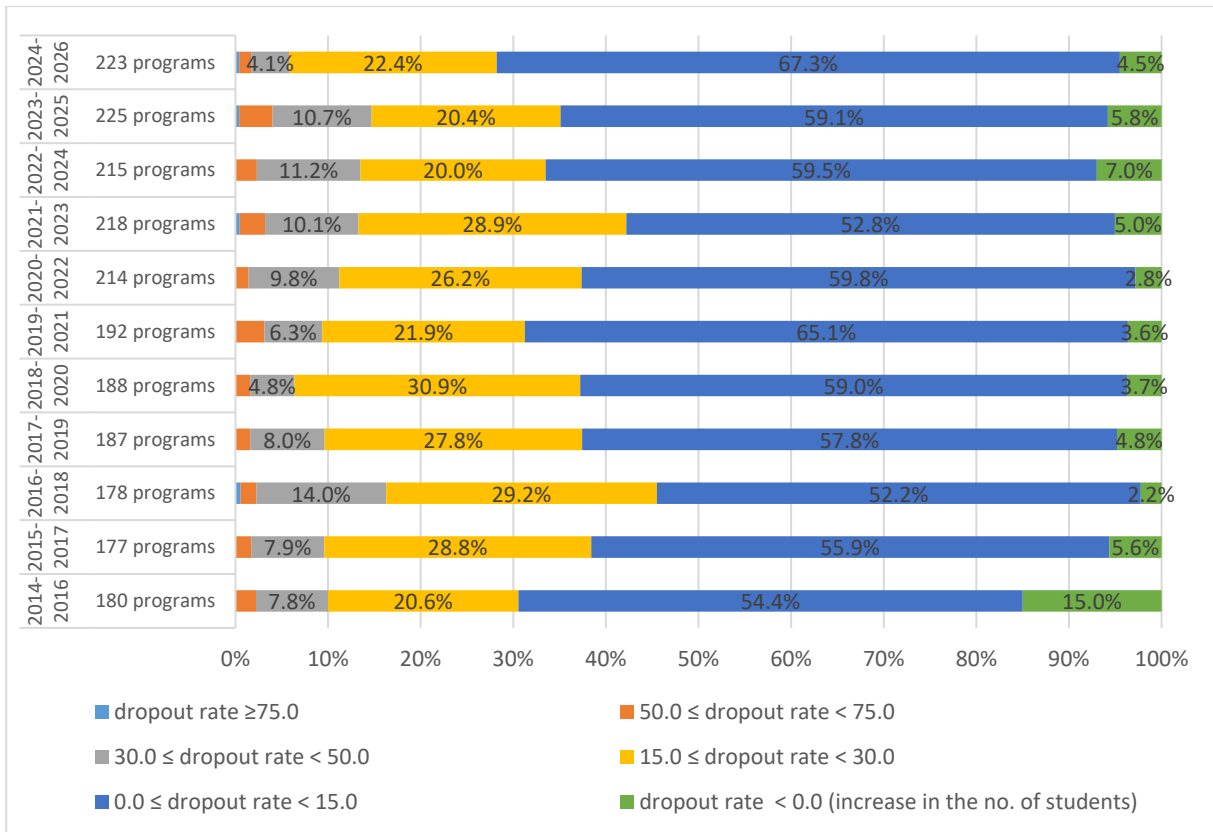


Figure 14. Distribution of the study programs by dropout rate, master’s level

Note. Dropout rate values below 0.0% show an increase in the number of students in the final year compared to the first year. This can happen when students from previous cohorts re-enroll, return from an interruption, or enter the extension period.