

Babeş-Bolyai University
Students' Assessment of
Teaching Performance

2015 – 2023

- summary report -



Centrul
Qualitas

At Babeş-Bolyai University, the evaluation process is carried out online every semester, according to the operational procedures *Evaluation of teaching performance by UBB students attending full-time studies* and *Evaluation of teaching performance by UBB students attending partial time and distance study programs*. The procedures were developed in 2014 and revised in 2017 (Administrative Council Decision no. 3,888 / 08 March 2017) and 2018 (Administrative Council Decision no. 16,506 / 24 September 2018), being completed with evaluation standards, criteria, and indicators, as well as with measures for the capitalizing on the results.

In both full-time (IF) and partial time and distance study (ID-IFR), evaluations are carried out by bachelor's and master's students, as well as by trainees of the Department for the Training of Teaching Staff (DPPD) programs, postgraduate programs (PU), and professional conversion programs (CP).

The questionnaires addressed to students and trainees in full-time studies cover lectures and seminars / practical work respectively. Questionnaires completed by students who declare that, during a semester, they have attended at least 50% of lectures / seminars / practical work are considered valid. The questionnaires for part-time and distance learning students cover the subject areas studied.

The entire evaluation process is managed by the Qualitas Center. The application used for the assessment ensures the anonymity of respondents because it does not associate personal data with a specific answer.

Assessment periods precede examination sessions, and at the end of each assessment period the questionnaires become inactive. Assessment results are available to the assessed teaching staff, the faculty/university management, and the staff of Qualitas Centre involved in the process, after the end of the examination sessions (including the retakes). Moreover, according to the Administration Council Decision no. 3,806 of 25.02.2013, students who have completed the questionnaires have access to the individual results of the teaching staff they have evaluated, and the lecture owner is able to view the results of the teaching staff holding the related seminars.

The following charts offer an overview of the evolution of the main indicators for the period 2015-2023. The data show the following:

- ✓ the share of students who filled out the assessment forms (response rate - %) during the second semester is lower than during the first semester;
- ✓ in general, master's students give slightly higher scores than bachelor's students;
- ✓ in general, students in full-time study give slightly higher scores for seminars/practical work than for lectures.

Summary Report on the Students' Assessment of Teaching Performance, 2015 - 2023

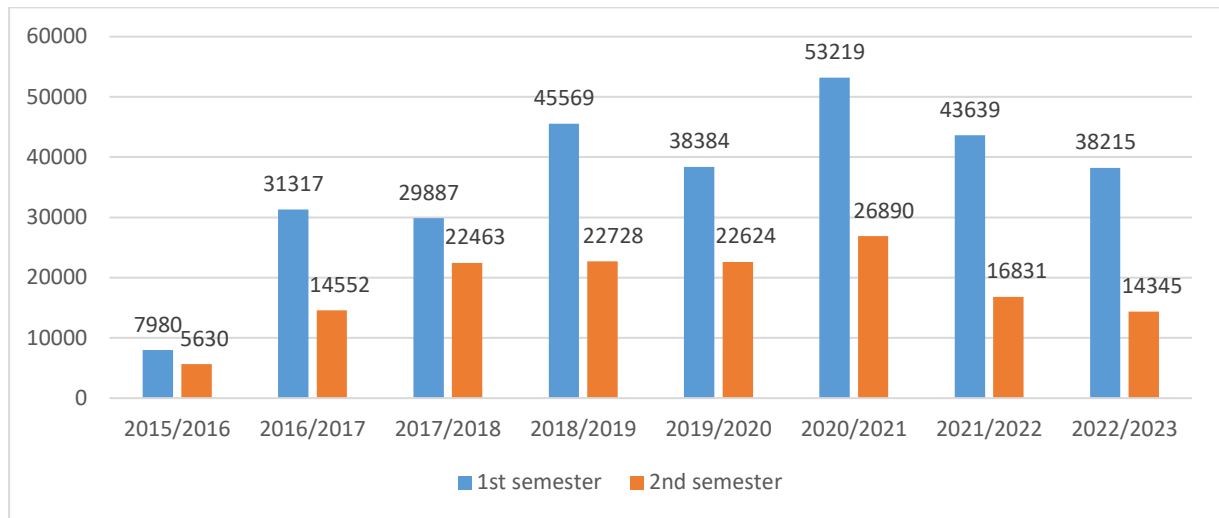


Figure 1. Evolution of the number of valid questionnaires at BBU level

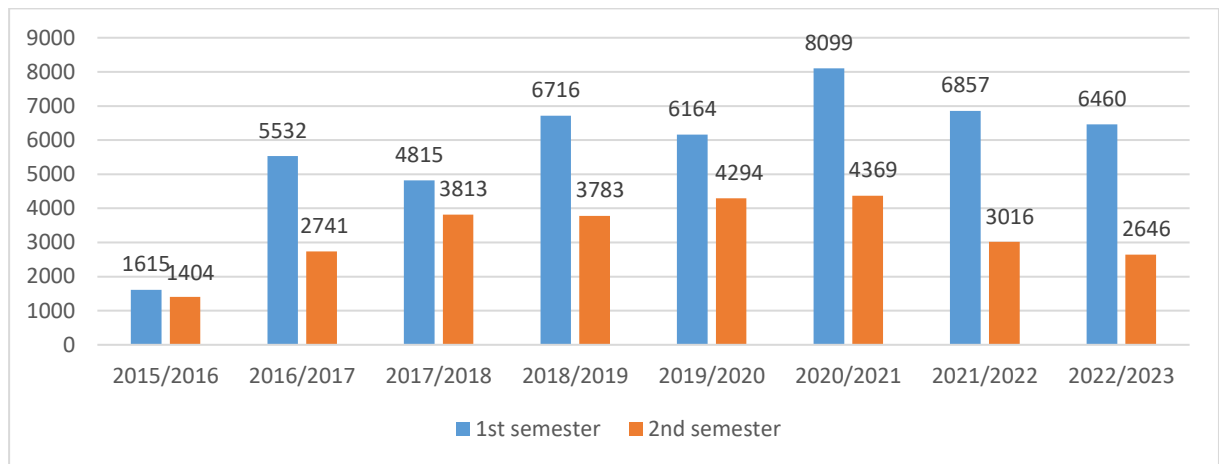


Figure 2. Evolution of the number of students who filled in the questionnaires at BBU level

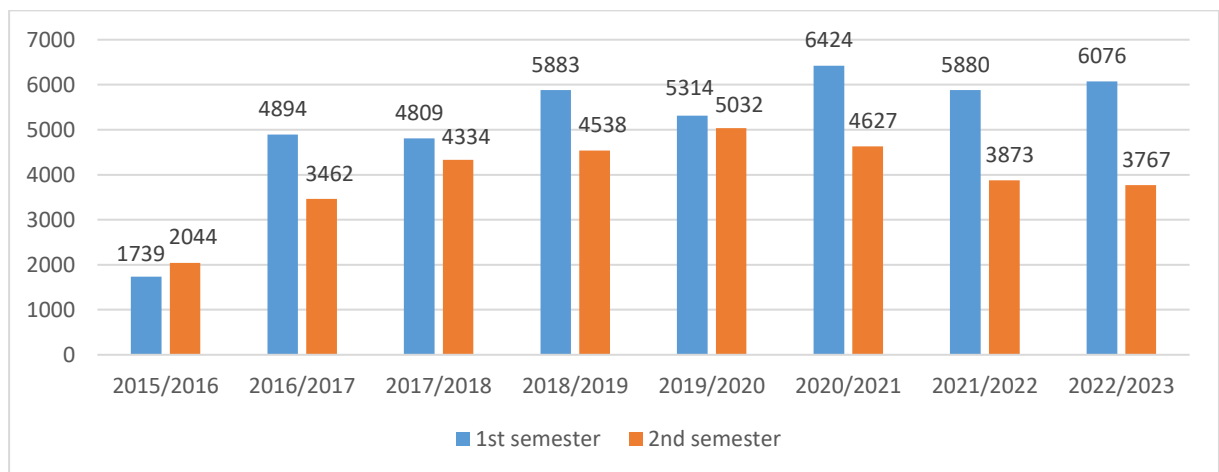


Figure 3. Evolution of the number of teaching units evaluated at BBU level

Note. By "teaching unit", we refer to the lectures, seminars, and practical work conducted by the teaching staff present in class.

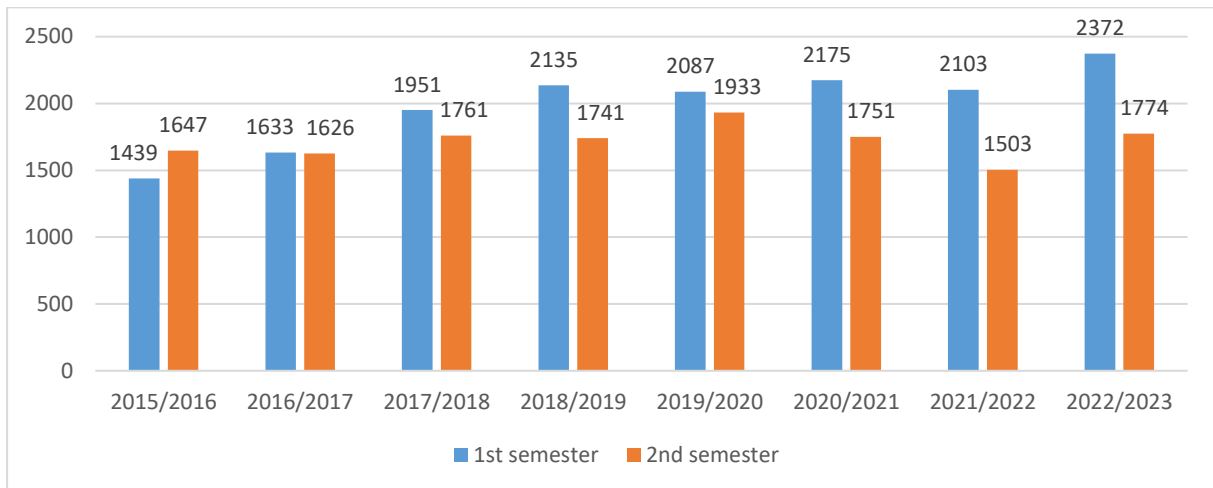


Figure 4. Evolution of the number of teaching staff evaluated at BBU level

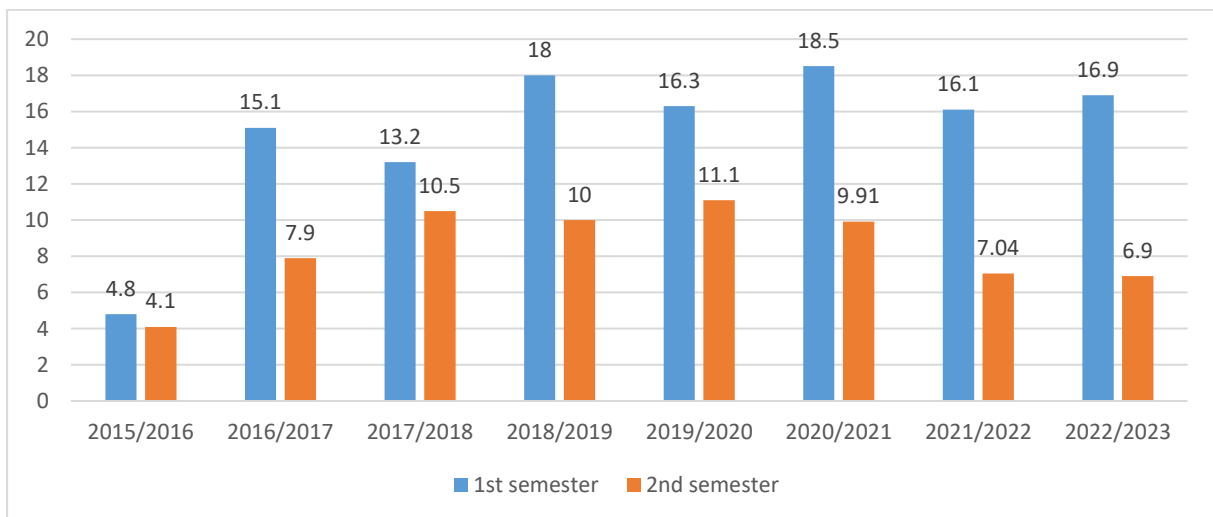


Figure 5. Evolution of the response rate at BBU level

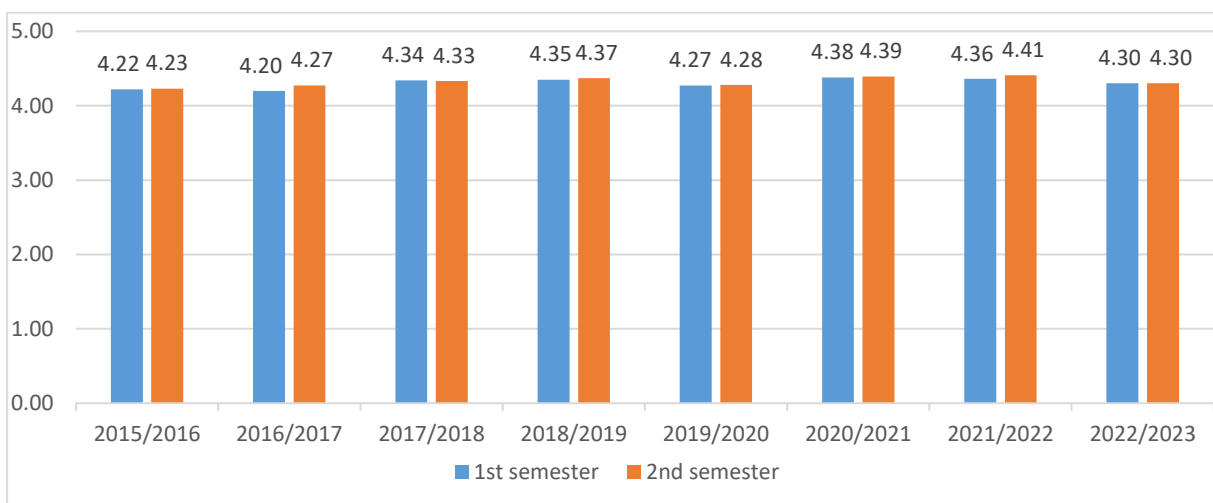


Figure 6. Evolution of the score of lectures at BBU level, full-time studies, bachelor's level

Summary Report on the Students' Assessment of Teaching Performance, 2015 - 2023

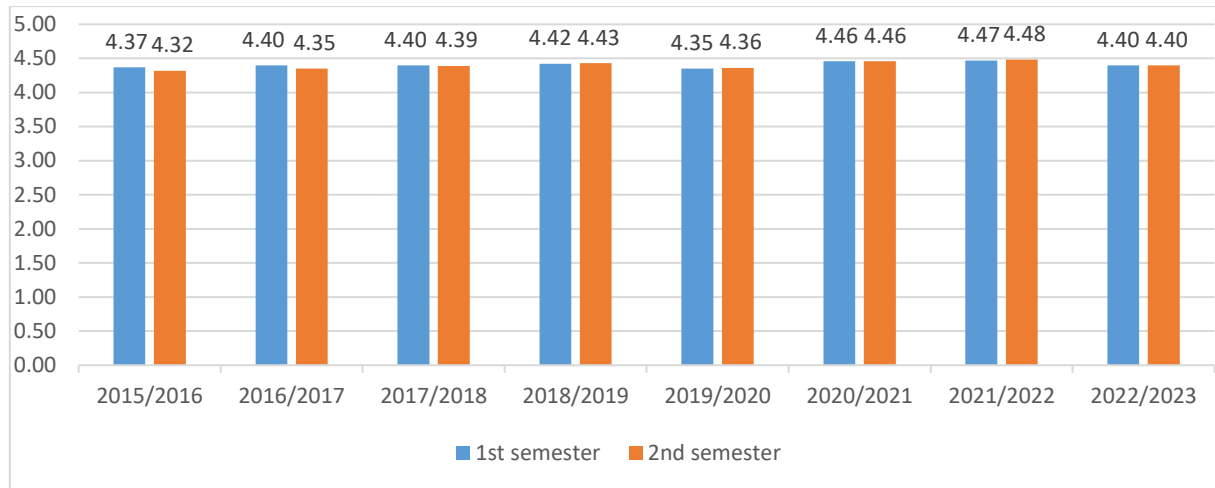


Figure 7. Evolution of the score of seminars/practical work at BBU level, full-time studies, bachelor's level

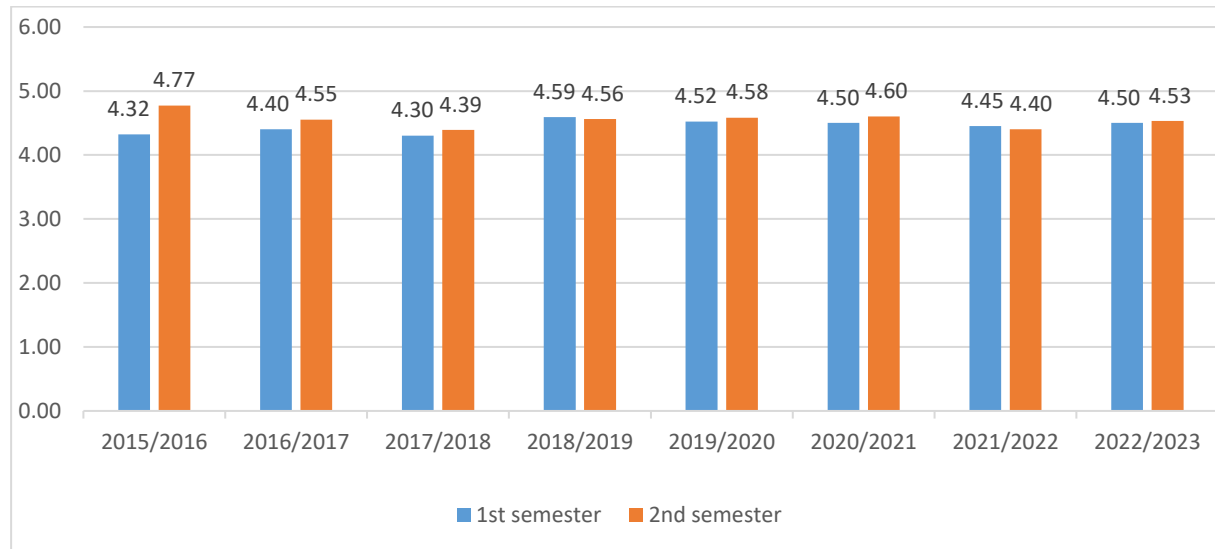


Figure 8. Evolution of the score of study areas at BBU level, partial time and distance studies, bachelor's level

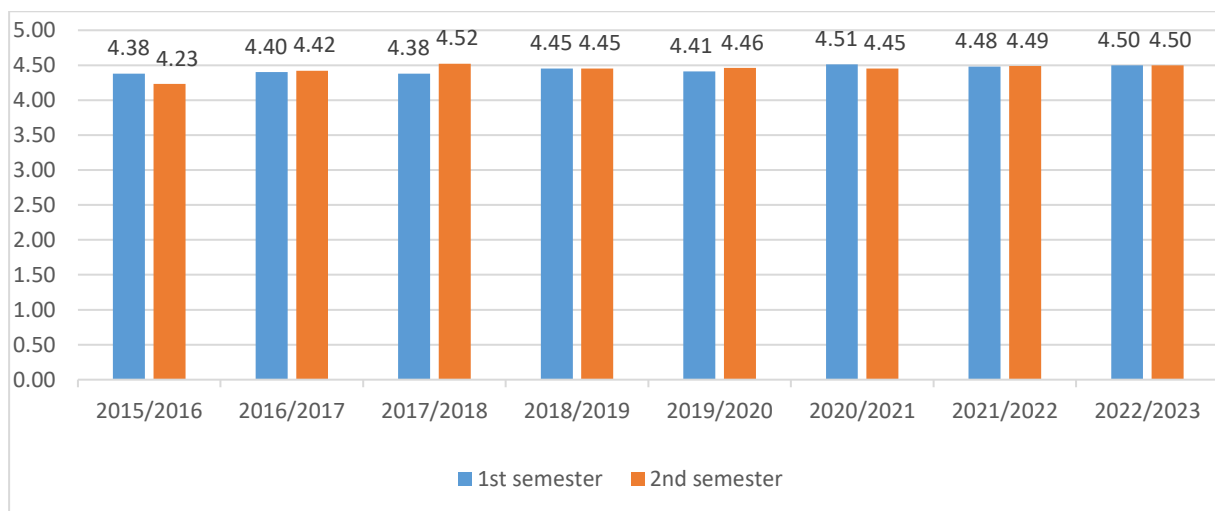


Figure 9. Evolution of the score of lectures at BBU level, full-time studies, master's level

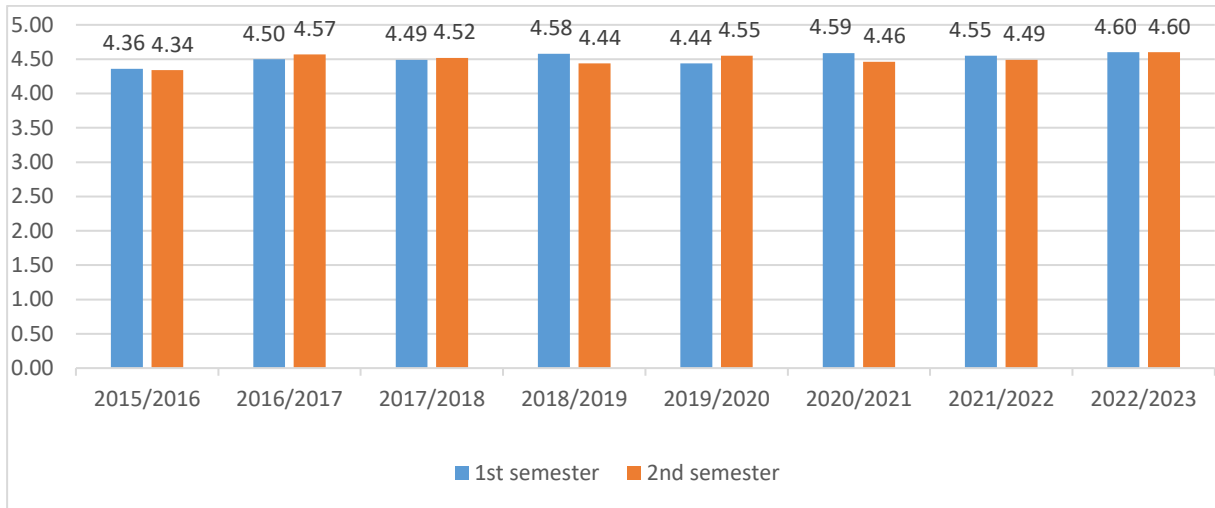


Figure 10. Evolution of the score of seminars/practical work at BBU level, full-time studies, master’s level

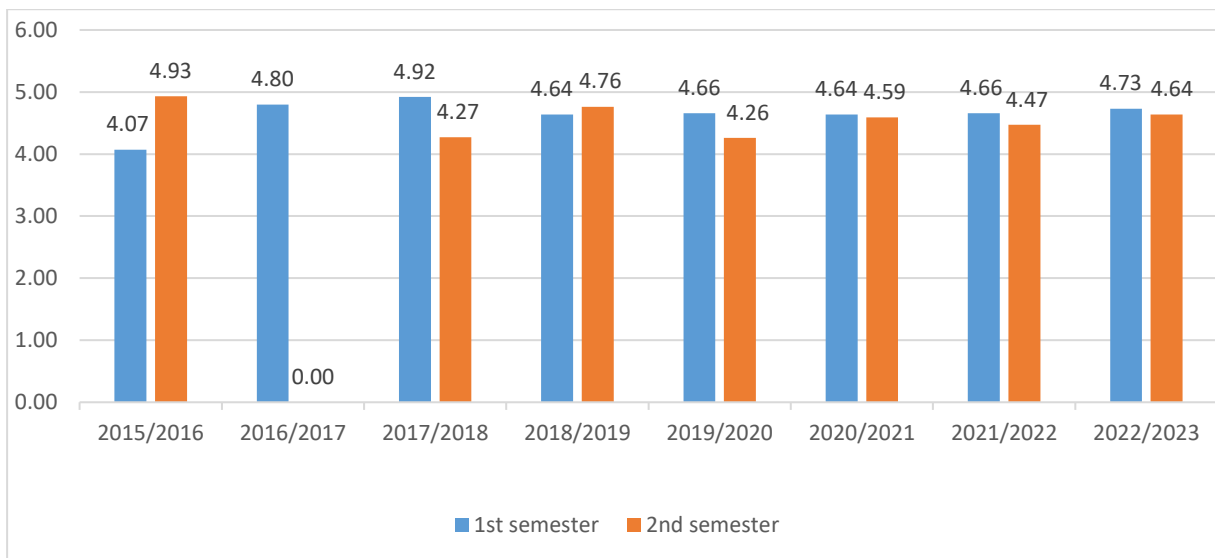


Figure 11. Evolution of the score of study areas at BBU level, partial time and distance studies, master’s level