

A black and white photograph of a building facade. On the left, there is a brick wall. The main part of the image shows a wooden structure with two windows featuring decorative iron grilles. A large, white, serif letter 'Q' is superimposed over the center of the image. To the right of the 'Q', a spherical lamp hangs from a black metal arm. The text is centered and reads:

**Babeş-Bolyai University**  
**Dynamic of the university dropout**  
**2013/2014 - 2023/2024**

Centrul  
Qualitas

October 2024

## CONTENTS

	<b>Page</b>
<b>I. BACHELOR'S LEVEL</b>	<b>3</b>
<b>II. MASTER'S LEVEL</b>	<b>9</b>

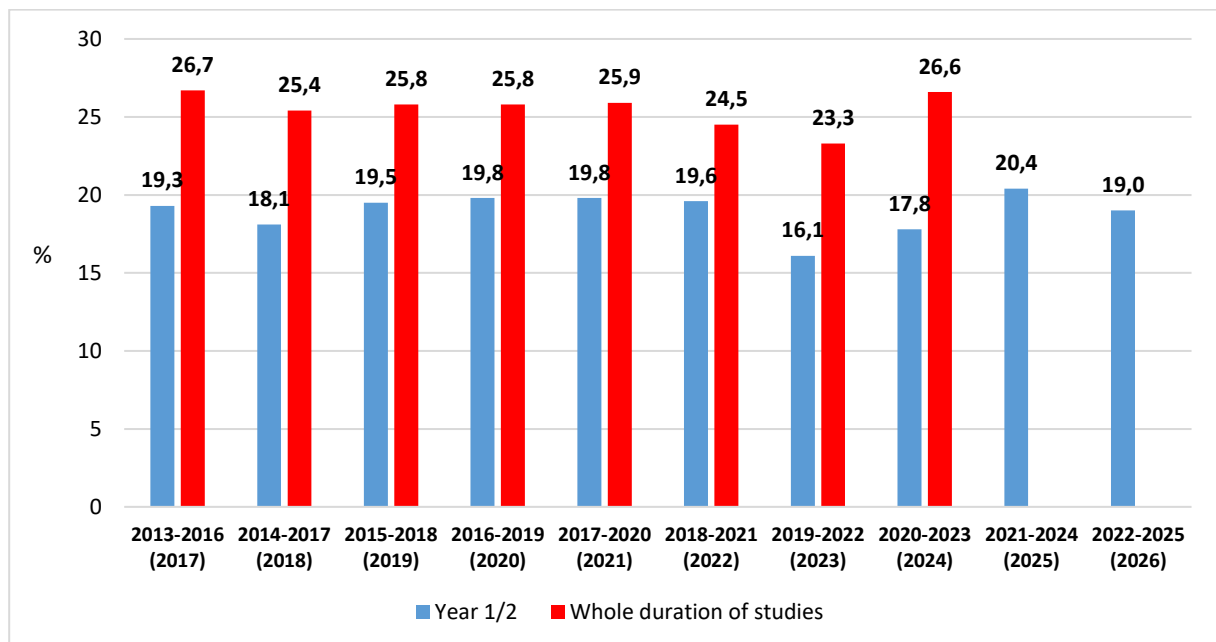
## LIST OF FIGURES

	<b>Page</b>	
Figure 1	Dynamic of the dropout rate during the first year and throughout the study program, bachelor's level	3
Figure 2	Dynamic of the dropout rate during the first year of study, by form of study, bachelor's level	4
Figure 3	Dynamic of the dropout rate during the first year of study, by length of study, bachelor's level	5
Figure 4	Dynamic of the dropout rate during the first year of study, by locality, bachelor's level	5
Figure 5	Dynamic of the dropout rate during the first year of study, by language of study, bachelor's level	6
Figure 6	Dynamic of the dropout rate throughout the study program, by form of study, bachelor's level	6
Figure 7	Dynamic of the dropout rate throughout the study program, by length of study, bachelor's level	7
Figure 8	Dynamic of the dropout rate throughout the study program, by locality, bachelor's level	7
Figure 9	Dynamic of the dropout rate throughout the study program, by language of study, bachelor's level	8
Figure 10	Distribution of the study programs by dropout rate, bachelor's level	8
Figure 11	Dynamic of the dropout rate by form of study, master's level	9
Figure 12	Dynamic of the dropout rate by language of study, master's level	10
Figure 13	Dynamic of the dropout rate by locality, master's level	10
Figure 14	Distribution of the study programs by dropout rate, master's level	11

This report analyses the dynamics of student population at Babeş-Bolyai University (BBU) throughout all years of study by the number of students enrolled between 2013/2014 – 2022/2024. Students in an extension period were not included in this analysis. They usually make up 18% at bachelor’s level and 10% at master’s level of the total number of students in their final year of study. The term ‘dropout’ has been used to denote the decrease in student population from one year of study to the next one.

## I. BACHELOR’S LEVEL

Most students (74.5% on average) dropped out during their first year of study (Figure 1).



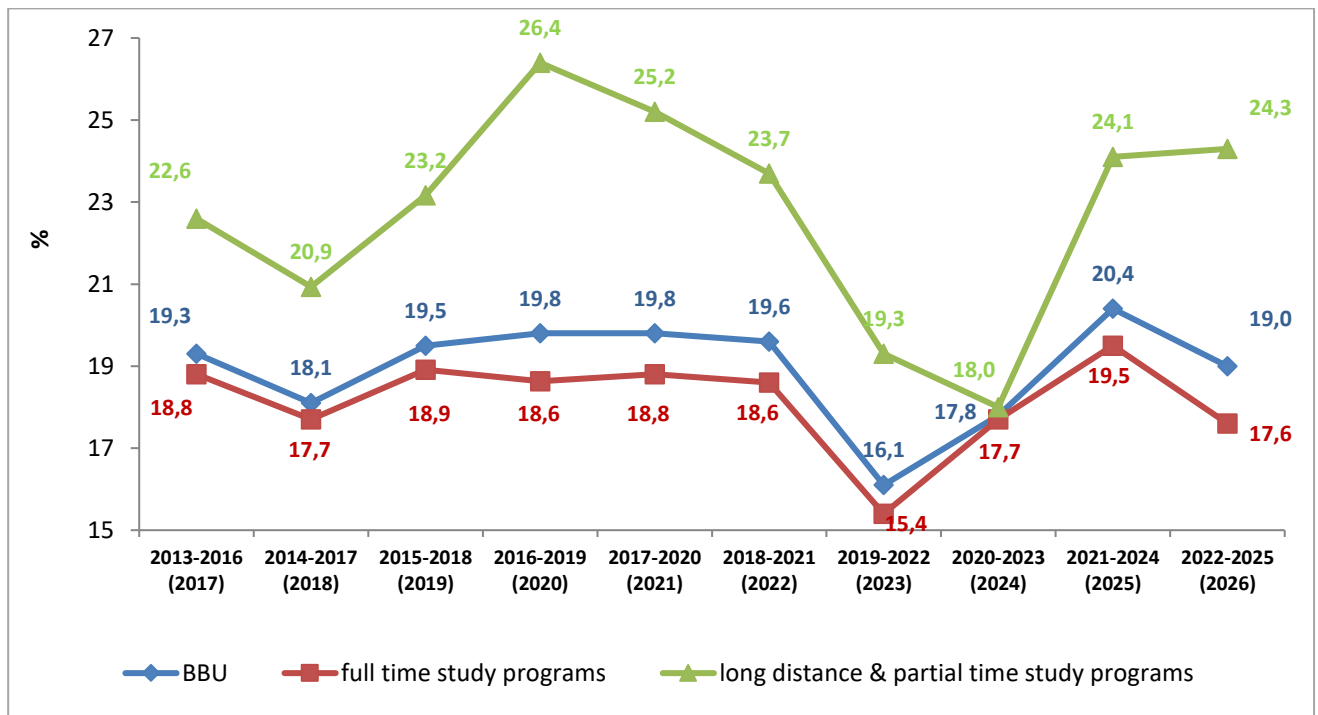
**Figure 1.** Dynamic of the dropout rate during the first year and throughout the study program, bachelor’s level

The general tendencies in the dynamics of the dropout rate by different variables – form of studies, locality, and language of studies – are largely similar both in the case of data covering the first year and the whole study program, except for the dropout rates by length of study. Therefore, the dropout rate in general is:

- ✓ In the first year of studies the values are lower in full-time study programs than in long distance and partial-time study programs (ID-IFR) (Figure 2), and there are no

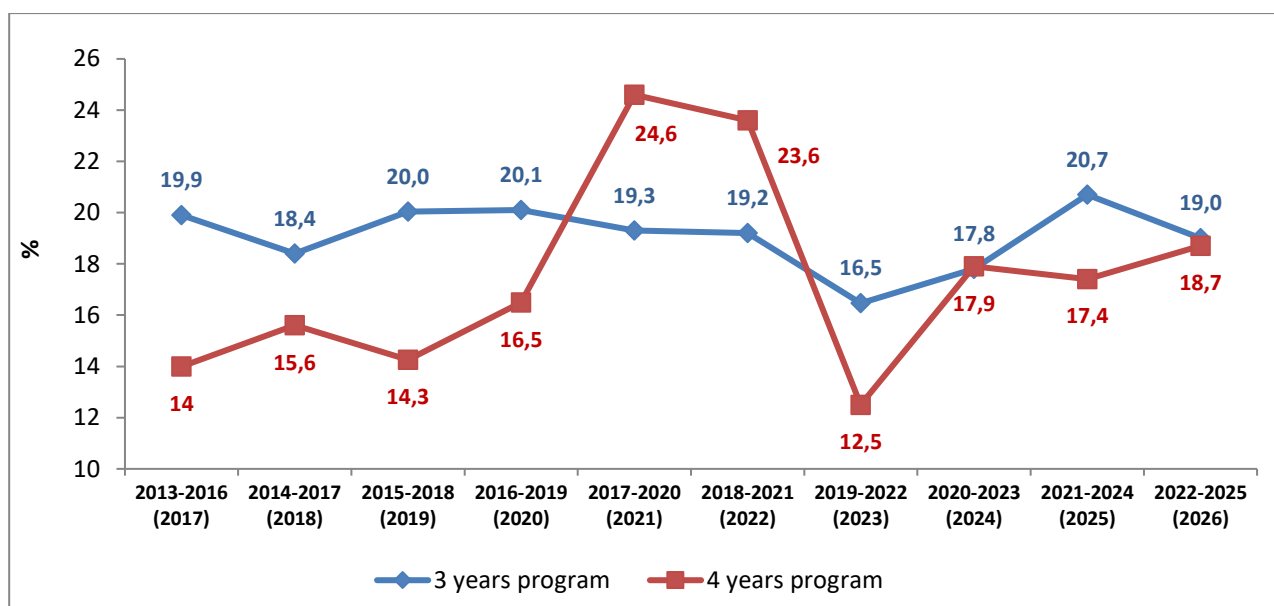
significant differences between full-time (26.7%) and long distance and partial-time study programs (26.2%) study programs throughout the studies (Figure 6).

- ✓ lower in four-year programs than in three-year programs in the case of first-year dropout, but not significantly so (Figure 3);
- ✓ higher in four-year programs than in three-year programs in the case of dropout throughout a study program (Figure 7);
- ✓ lower in programs taught in English, French and Hungarian and the programs of the German section than the study programs of the Romanian section<sup>1</sup> (Figures 5 and 9);
- ✓ the average dropout rate is lower in the case of the study programs at BBU extensions than those taught in Cluj-Napoca (Figures 4 and 8).

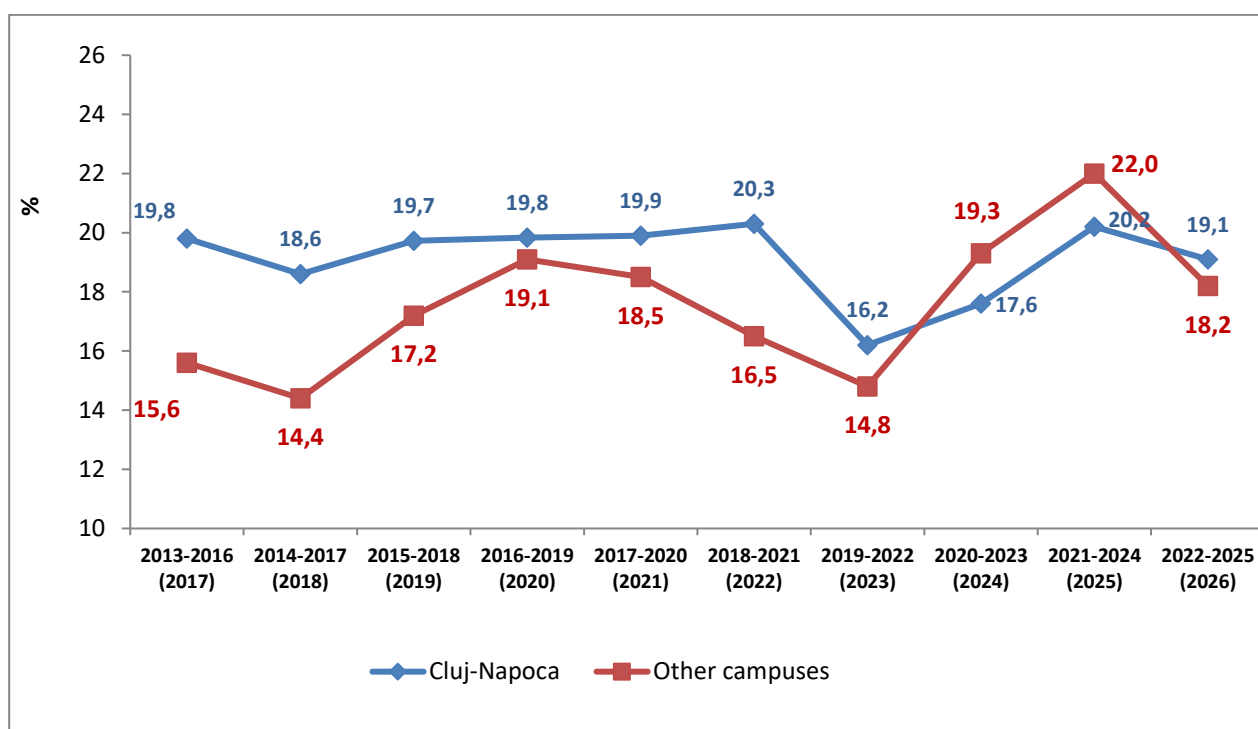


**Figure 2.** Dynamic of the dropout rate during the first year of study, by form of study, bachelor's level

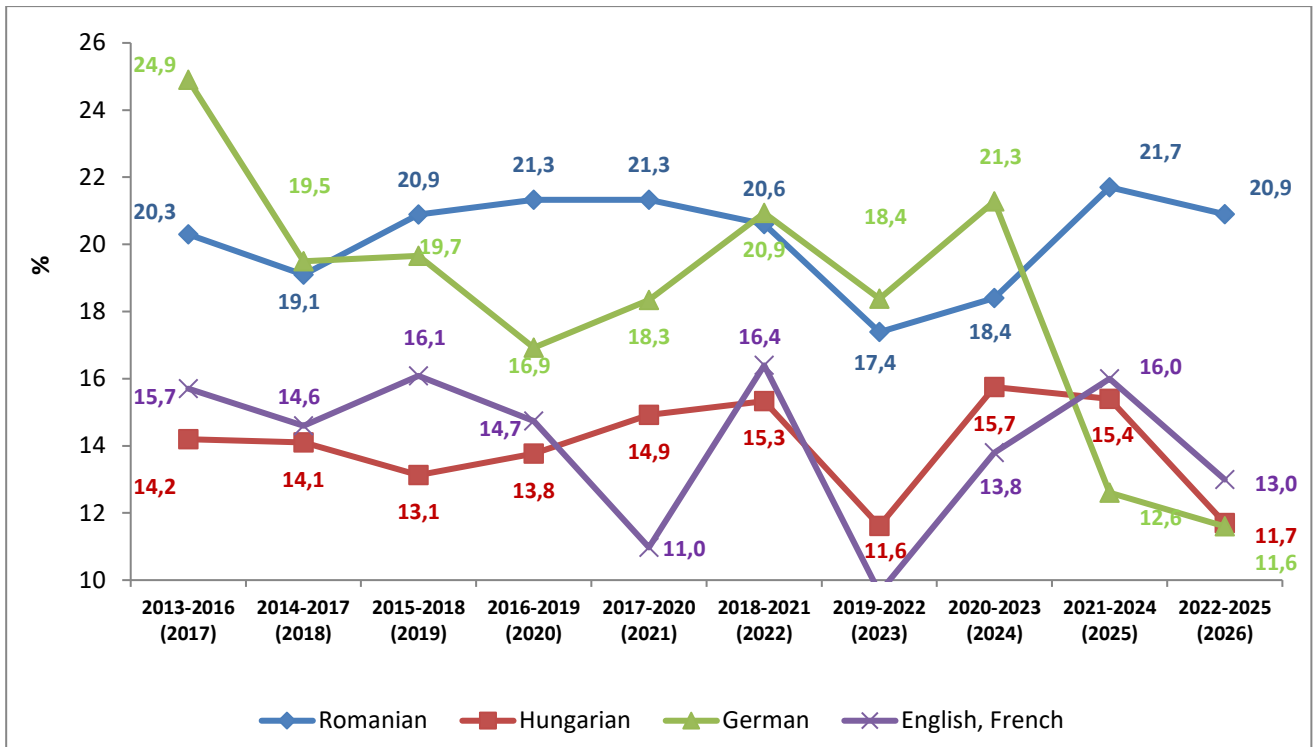
<sup>1</sup> BBU offers teaching programs in three languages that correspond to different ethnic groups and are also used in official administrative work: Romanian, Hungarian, and German. Additionally, there are specialized programs taught in various international languages.



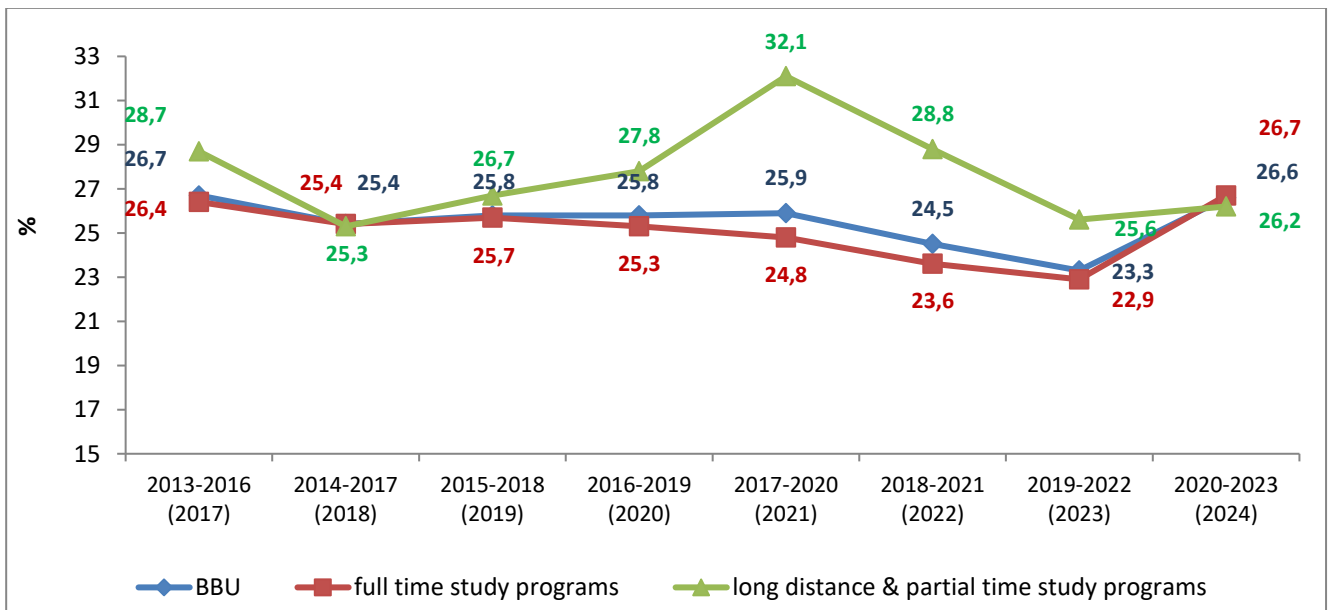
**Figure 3.** Dynamic of the dropout rate during the first year of study, by length of study, bachelor's level



**Figure 4.** Dynamic of the dropout rate during the first year of study, by locality, bachelor's level

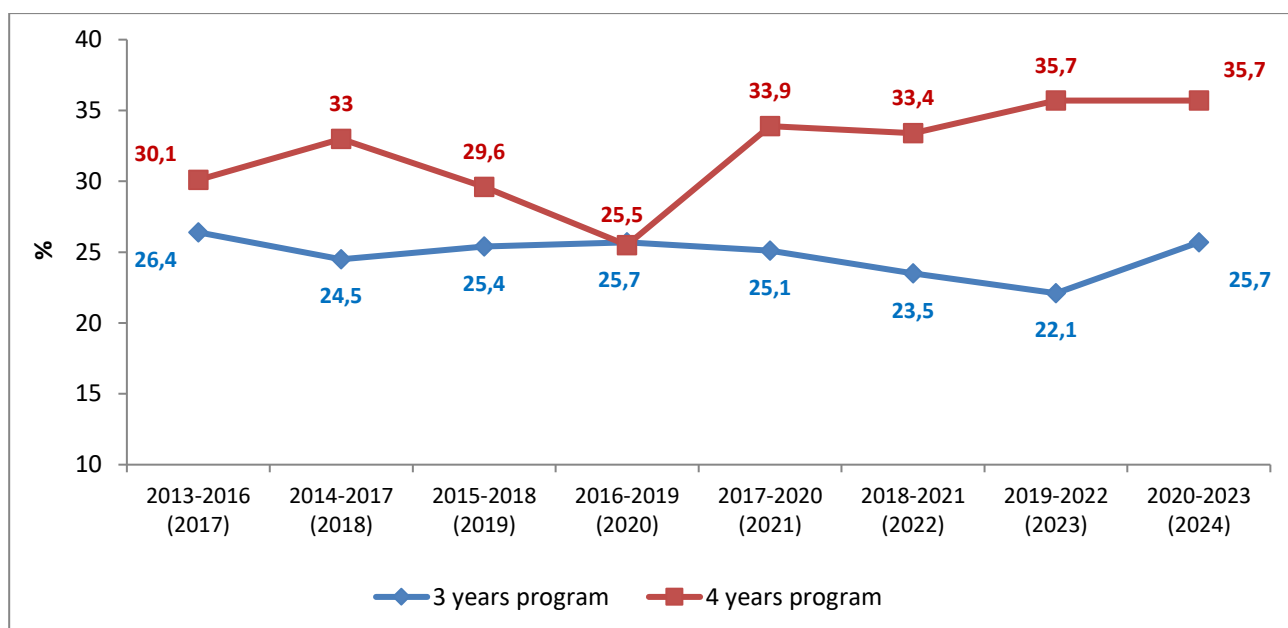


**Figure 5.** Dynamic of the dropout rate during the first year of study, by language of study, bachelor's level

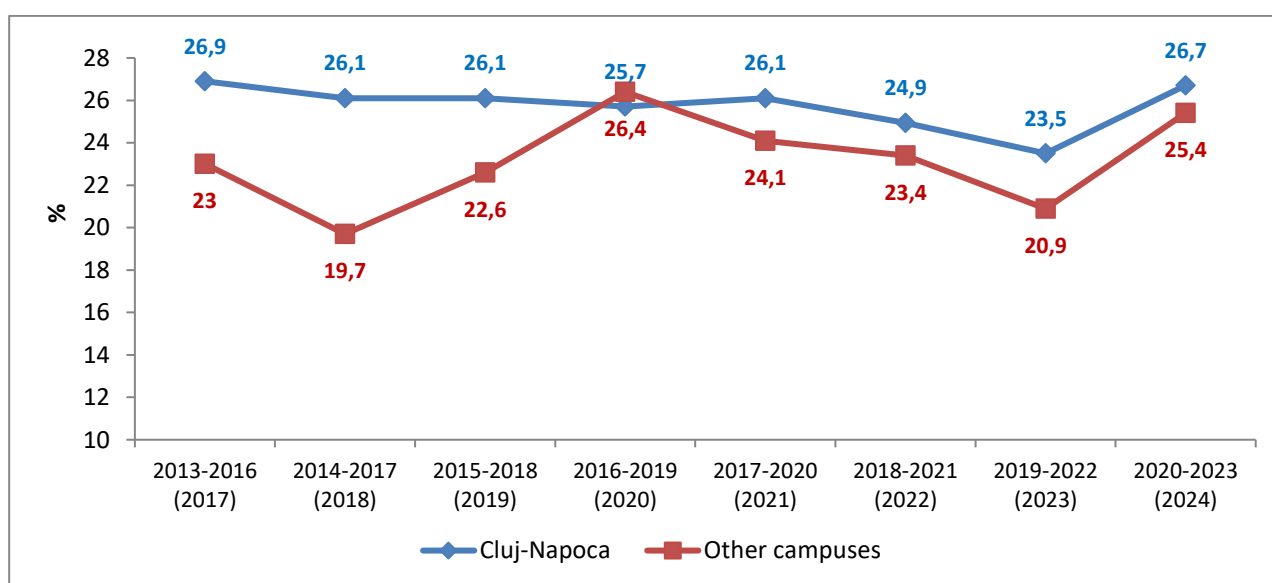


**Figure 6.** Dynamic of the dropout rate throughout the study program, by form of study, bachelor's level

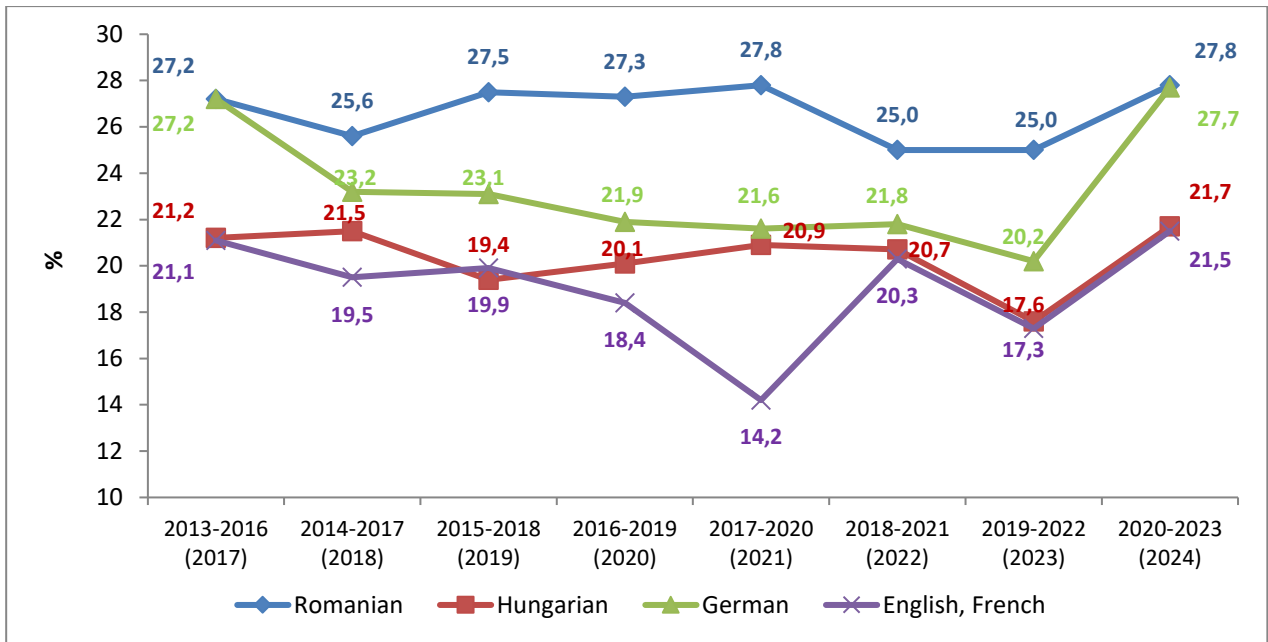
Dynamic of the university dropout, 2013/2014 - 2022/2024



**Figure 7.** Dynamic of the dropout rate throughout the study program, by length of study, bachelor's level

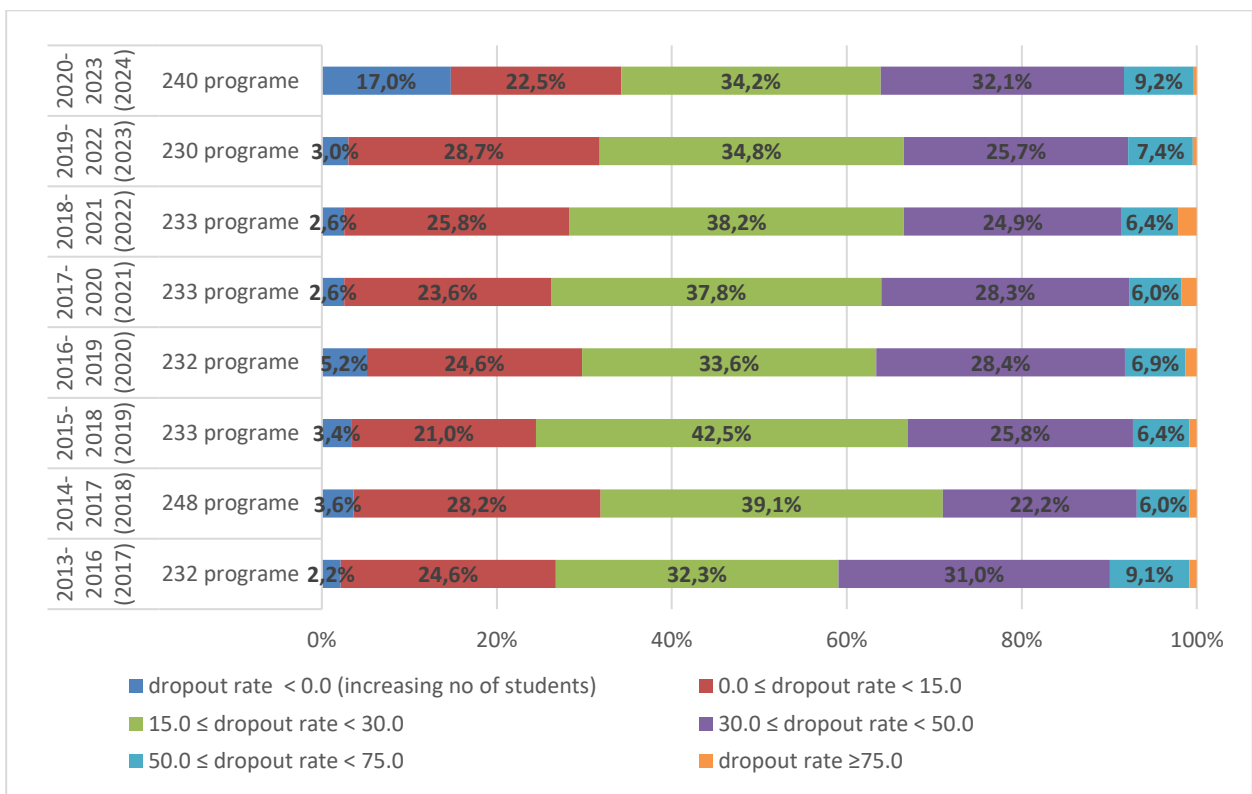


**Figure 8.** Dynamic of the dropout rate throughout the study program, by locality, bachelor's level



**Figure 9.** Dynamic of the dropout rate throughout the study program, by language of study, bachelor's level

The majority of programs, averaging 36.6%, have a dropout rate between 15% and 30% (Figure 10).



**Figure 10.** Distribution of the study programs by dropout rate, bachelor's level

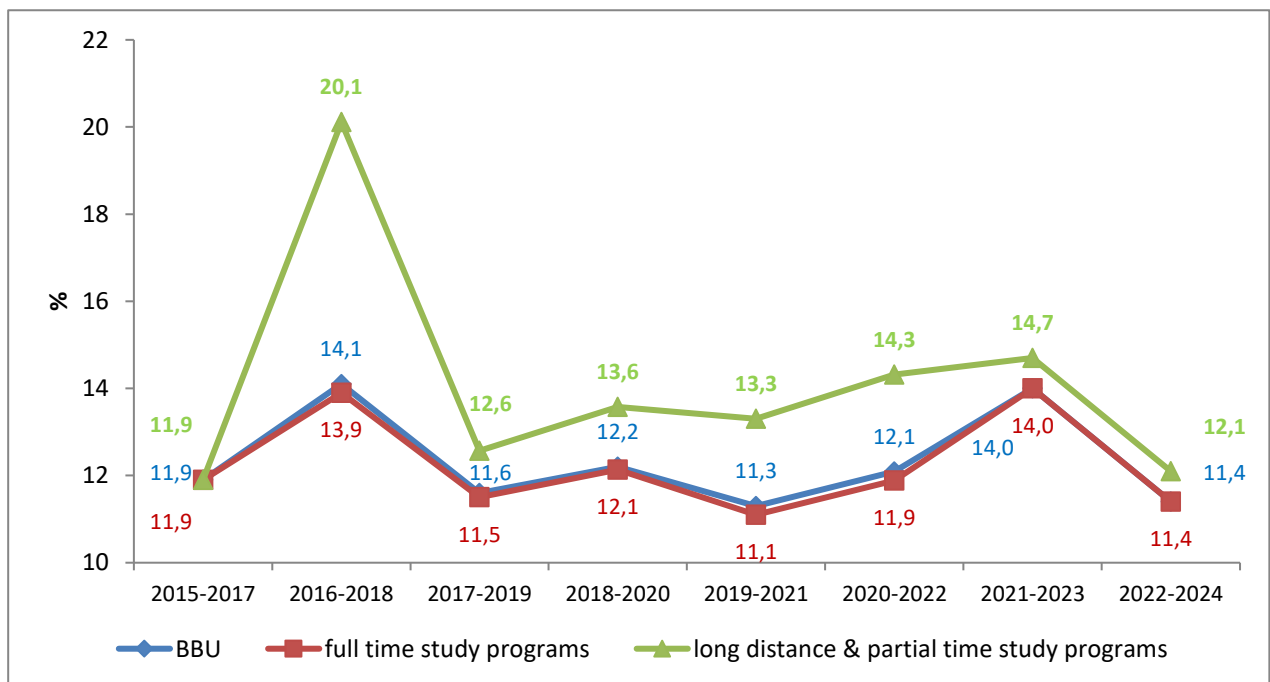
*Note.* Drop-out rate values lower than 0.0% indicate increases in the number of students in the final year compared to the first year, due to students from previous cohorts, re-enrolled or resuming their studies after the end of the interruption/extension period.



## II. MASTER'S LEVEL

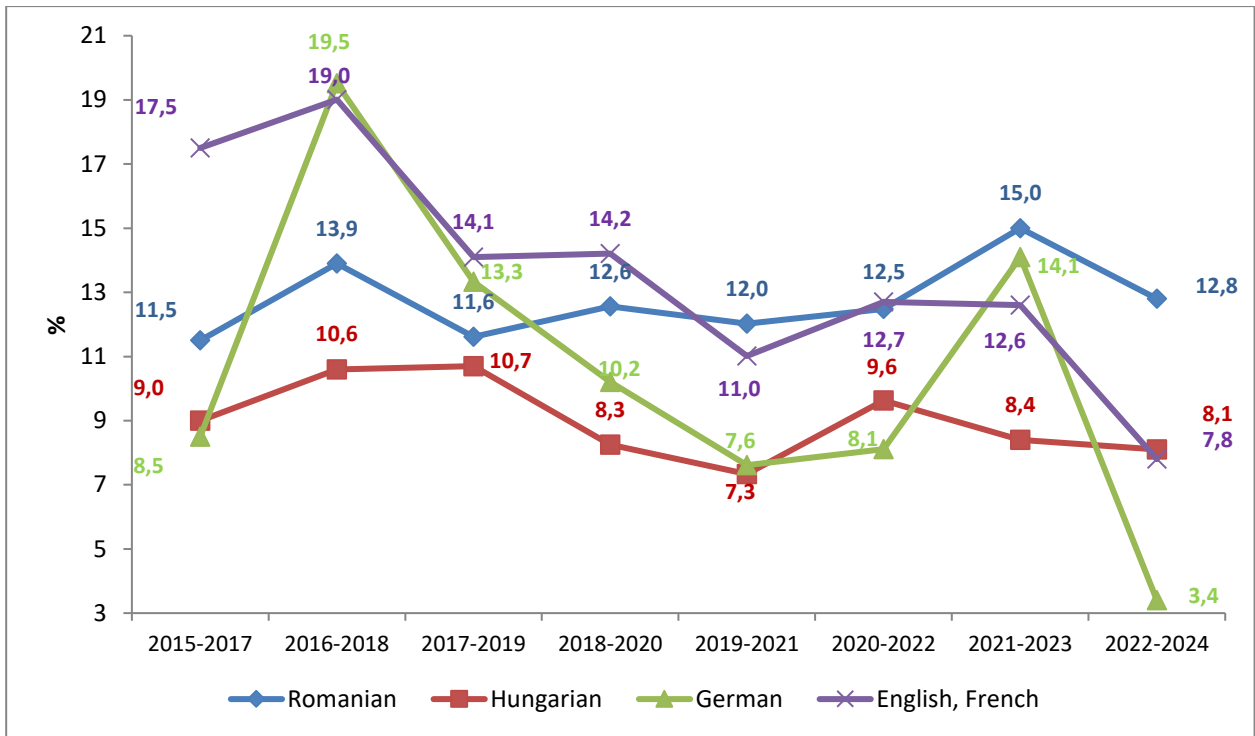
The dynamics of the dropout rate by different variables – form of studies, locality, and language of studies - in the period 2015/2016 - 2023/2024 show the following:

- ✓ the dropout rate is lower for full-time study programs than for low-frequency programs (LF) (Figure 11);
- ✓ in general, the dropout rate is lowest in the Hungarian section<sup>2</sup>. In programs taught in English, French, or German, the dropout rate has decreased significantly. The German section has shown notable fluctuations, with a sharp increase from 8.1% in the 2020-2022 cohort to 14.1% in the 2021-2023 cohort, followed by a significant drop to 3.4% in the 2022-2024 cohort. Similarly, the Romanian section saw an increase in the dropout rate from 12.5% in the 2020-2022 cohort to 15.0% in the 2021-2023 cohort, then a decrease to 12.8% in the 2022-2024 cohort (Figure 12).
- ✓ the rate by locality is similar to that at bachelor's level, the general dropout rate being lower for study programs at BBU extensions than those taught in Cluj-Napoca (Figure 13).

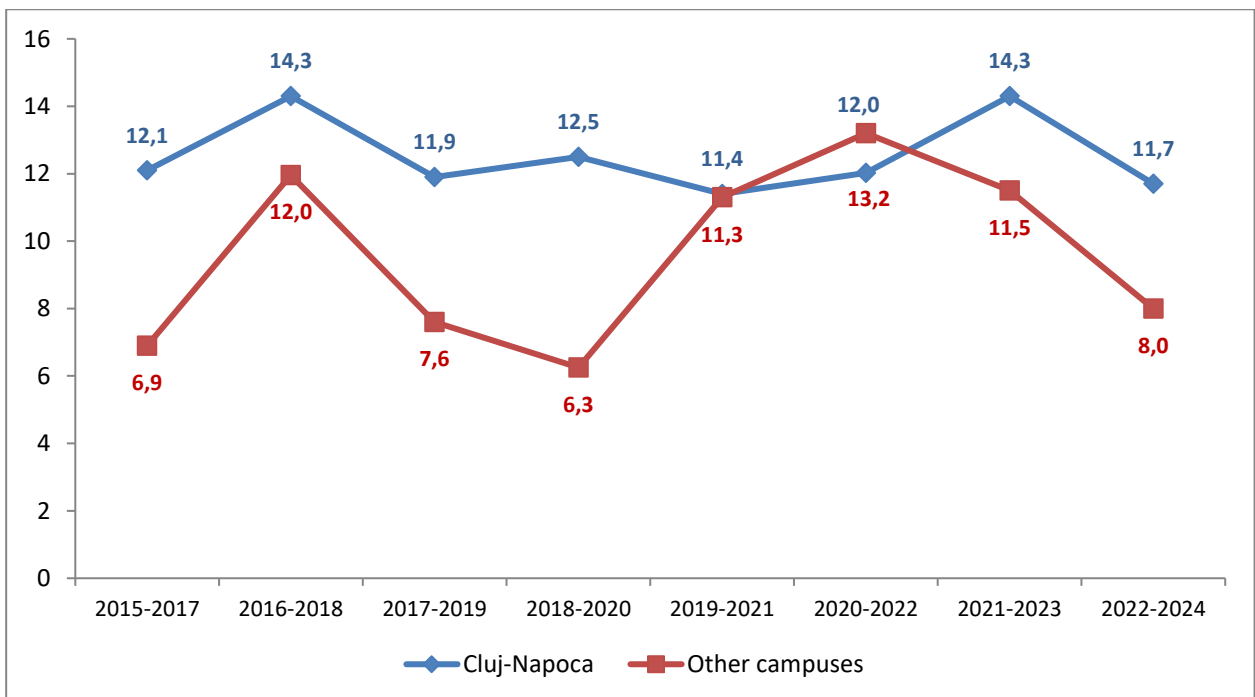


**Figure 11.** Dynamic of the dropout rate by form of study, master's level

<sup>2</sup> BBU offers teaching programs in three languages that correspond to different ethnic groups and are also used in official administrative work: Romanian, Hungarian, and German. Additionally, there are specialized programs taught in various international languages.



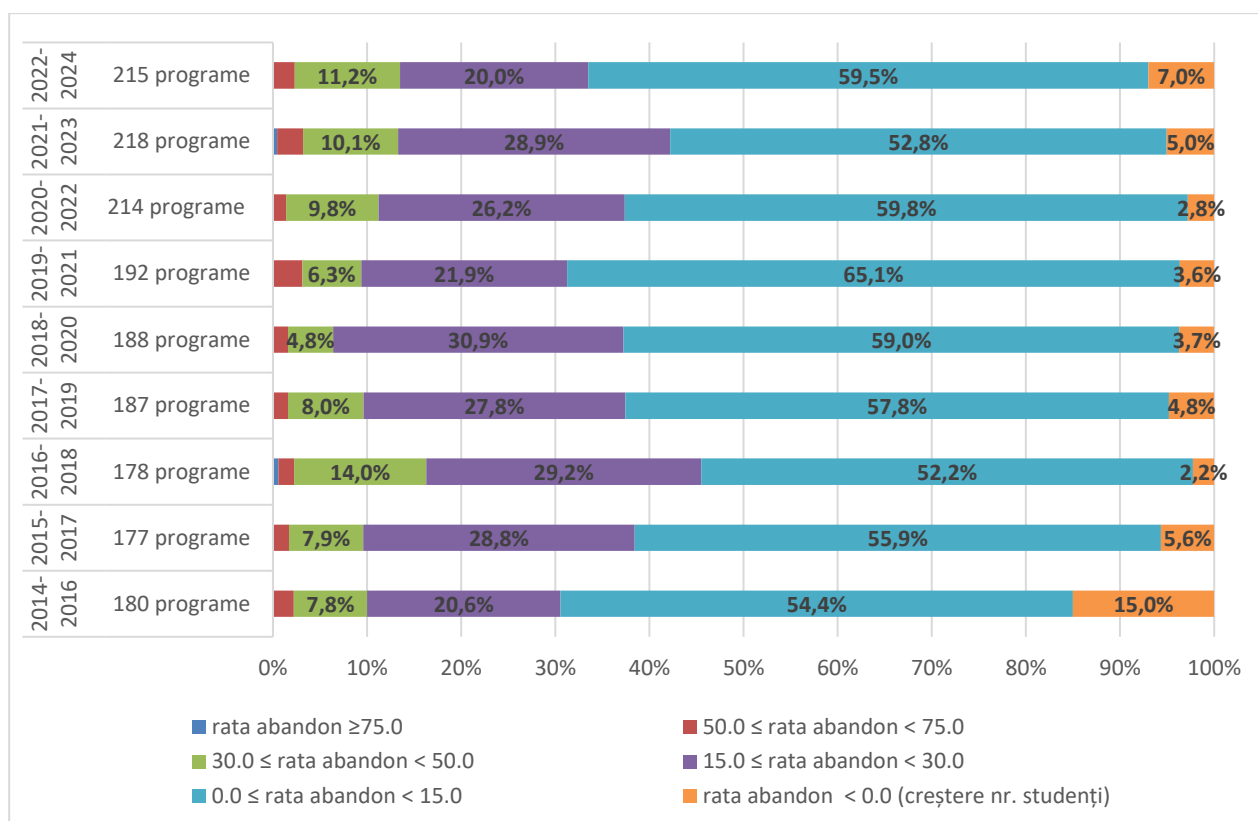
**Figure 12.** Dynamic of the dropout rate by language of study, master’s level



**Figure 13.** Dynamic of the dropout rate by locality, master’s level

The dropout rate of most study programs (57.4% on average) is between 0% to 15% (Figure 14).

## Dynamic of the university dropout, 2013/2014 - 2022/2024



**Figure 14.** Distribution of the study programs by dropout rate, master's level

*Note.* Dropout rate values below 0.0% show an increase in the number of students in the final year compared to the first year. This can happen when students from previous cohorts reenroll, return from an interruption, or enter the extension period.